

# Yes Sir Thats My Baby

split D-line

Yes Sir, That's my ba - by, No Sir, Don't mean may - be,

2 1 1

2 4 5

This system contains the first two measures of the piece. The vocal line starts with a 'split D-line' and contains the lyrics 'Yes Sir, That's my ba - by, No Sir, Don't mean may - be,'. The first measure has a circled '2' above it, and the second measure has a circled '1'. The piano accompaniment features a bass line with notes 2, 4, and 5, and a treble line with notes 2, 4, and 5. Yellow boxes highlight the notes 2 and 4 in the bass line and notes 2 and 4 in the treble line. The system concludes with a 'split D-line' and a piano keyboard icon.

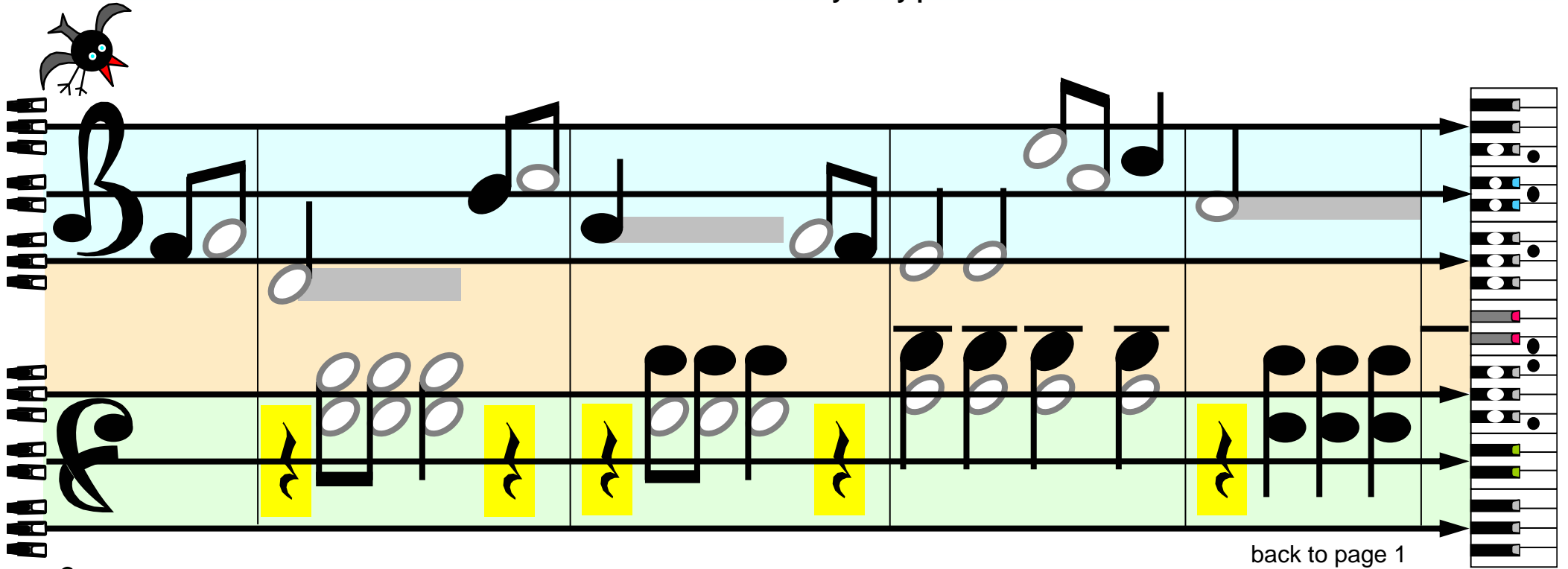
Yes Sir, That's my ba - by now. (my ba - by now.)

2 7

This system contains the third and fourth measures of the piece. The vocal line continues with the lyrics 'Yes Sir, That's my ba - by now. (my ba - by now.)'. The first measure has a circled '2' above it, and the second measure has a circled '7'. The piano accompaniment features a bass line with notes 2, 4, and 5, and a treble line with notes 2, 4, and 5. Yellow boxes highlight the notes 2 and 4 in the bass line and notes 2 and 4 in the treble line. The system concludes with a 'split D-line' and a piano keyboard icon.

Yes Ma'am, we've decided, No Ma'am we won't hide it.  
Yes Ma'am, you're invited now.

# Yes Sir Thats My Baby p2




The musical score consists of three staves. The top staff is a treble clef with a key signature of one flat (B-flat). The middle staff is a bass clef with a key signature of one flat (B-flat). The bottom staff is a bass clef with a key signature of one flat (B-flat). The score is divided into five measures. The first measure contains a treble clef, a bass clef, and a bass clef. The second measure contains a treble clef, a bass clef, and a bass clef. The third measure contains a treble clef, a bass clef, and a bass clef. The fourth measure contains a treble clef, a bass clef, and a bass clef. The fifth measure contains a treble clef, a bass clef, and a bass clef. The score is accompanied by a piano keyboard diagram on the right side. A bat is in the top left corner and a frog is in the bottom left corner. The text 'back to page 1' is located at the bottom right of the score.

back to page 1

By the way, (by the way) By the way (by the way)

When we see that preacher I'll say (2, 3, 4, )

Yes Sir, That's my baby, No Sir, Don't mean maybe,  
Yes Sir. That's my baby now. (my baby now.)



A piano keyboard diagram showing the keys. The keys are colored as follows: white keys are black, black keys are white, and some keys are colored in green, pink, and blue. The keyboard is divided into two sections by a vertical line. The left section has a green background and the right section has a light blue background.

# MGMT Kids Theme



top part 3x

1, 2, 3:

4:

4th time play bottom part



# Seven Years Old

This musical instruction sheet is designed for a seven-year-old learner. It features a central piano keyboard with various keys highlighted in colors: white, black, green, pink, and blue. Above the keyboard, two staves of musical notation are provided. The top staff, labeled 'high hand', contains a sequence of notes: a treble clef, a whole note, a quarter note, a quarter note, a quarter note, a quarter note, a quarter note, a quarter note, a quarter note, a quarter note, and a quarter note. The bottom staff, labeled 'low hand', contains a sequence of notes: a bass clef, a whole note, a quarter note, a quarter note, a quarter note, a quarter note, a quarter note, a quarter note, a quarter note, a quarter note, and a quarter note. The background is divided into colored sections: light blue for the high hand, light orange for the middle, and light green for the low hand. Illustrations include a bat in the top left and bottom right, and two frogs in the bottom left. A dashed box is present in the top left, and a hand with a ring is shown next to the 'high hand' label. A keyboard diagram on the right side shows the physical layout of the keys.

# Oh Lonesome Me

1: Everybody's going out and having fun (having fun)  
 I am just a fool at home and having none (having none)  
 Can't get over how she set set me free, oh lonesome me.

2: A bad mistake I'm making by just hanging round.  
 I know I should have some fun and paint the town.  
 Thought of everything from A to Z, oh lonesome me.

Musical notation for the first system, featuring a treble clef and a key signature of one flat. The melody is written on a five-line staff with a light tan background. The first measure contains a treble clef and a key signature flat. The melody consists of quarter and eighth notes. Three specific notes are highlighted with yellow rectangular boxes: the first note of the third measure, the first note of the fifth measure, and the first note of the eighth measure.

4: There must be some way I can lose these lonesome blues.  
 Forget about the past and find somebody new.  
 Thought of everything from A to Z. Oh lonesome me oh lonesome me.

Musical notation for the second system, continuing the melody from the first system. It features a treble clef and a key signature of one flat. The melody is written on a five-line staff with a light tan background. One note at the beginning of the system is highlighted with a yellow rectangular box. The system concludes with a double bar line and a repeat sign, followed by the word "Fine" in italics.

3: I'll bet she's not like me, she's out and fancy free. Flirtin' with the boys with all her charms.  
 But I still love her so and brother don't you know. I'd welcome her right back here in my arms.

*Da Capo*

Musical notation for the third system, continuing the melody. It features a treble clef and a key signature of one flat. The melody is written on a five-line staff with a light tan background. One note is highlighted with a yellow rectangular box. The system is divided into two sections, labeled "1" and "2", by a double bar line with repeat signs. The notation includes various note values and rests.

# Ed Sheeran: Shape Of You

**Verse 1:** The club isn't the best place to find a lover, So the bar is where I go.  
Me and my friends at the table doing shots drinking fast and then we talk slow.  
You come over and start up a conversation with just me and trust me I'll give it a chance now.  
Take my hand stop, put van the man on the jukebox and then we start to dance, And now I'm singing like

The image shows the musical notation for the first verse of 'Shape of You'. It consists of two staves. The top staff is the vocal line, with a yellow background, and the bottom staff is the piano accompaniment, with a green background. The piano part has a consistent eighth-note bass line and a treble line with chords and moving lines. A piano keyboard diagram is shown on the right side of the notation.

## Chorus:

Girl you know I want your love, Your love was handmade for somebody like me.  
Come on now follow my lead, I may be crazy don't mind me.  
Say boy let's not talk too much, Grab on my waist and put that body on me.  
Come on now follow my lead, Come come on now follow my lead. Mmm.

I'm in love with the shape of you, We push and pull like a magnet too.  
Although my heart is falling too, I'm in love with your body.  
Last night you were in my room, and now my bed sheets smell like you.  
Every day discovering something brand new, I'm in love with your body.

Oh I Oh I Oh I Oh I, I'm in love with your body, (x3)  
Every day discovering something brand new, I'm in love with the shape of you.

**Verse 2:** One week in we let the story begin, We're going out on our first date.  
You and me are thrifty, so go all you can eat, Fill up your bag and I fill up a plate,  
We talk for hours and hours about the sweet and the sour and how your family's doing ok,  
And leave and get in a taxi, then kiss in the backseat, Tell the driver make the radio play, and I'm singing like - **Chorus**

Come on be my baby, come on. (x 8)

# Charlie Puth: One Call Away

## Chorus

I'm only one call a - way. I'll be there to save the day. Superman got no - thing on me. I'm only one call a - way.

Musical notation for the chorus of 'One Call Away' by Charlie Puth. The notation is presented in two systems: a vocal line and a piano accompaniment line. The vocal line is on a treble clef staff with a yellow background, and the piano accompaniment is on a bass clef staff with a green background. The music is divided into four measures. The piano accompaniment consists of a simple bass line. The vocal line features a melody with lyrics underneath. The piano accompaniment is shown in a simplified manner with colored keys (green and yellow) corresponding to the notes in the piano part.

A simplified piano accompaniment diagram showing the key layout for the piano part. The diagram consists of a row of 12 keys. The first three keys are white, the next two are black, the next two are white, the next two are black, and the last three are white. The keys are colored to match the piano accompaniment: the first three white keys are black, the next two black keys are green, the next two white keys are black, the next two black keys are black, and the last three white keys are black. This diagram illustrates the chord progression and fingerings for the piano accompaniment.

# Charlie Puth: One Call Away p2

**Verse 1** Call me, ba - by, if you need a friend.  
 I just wan-na give you love. Come on, come on,  
 come on. Reach-ing out to you, so take a chance. ----- No mat-ter where you go, You know you're not a - lone.

**Verse 2** Come a - long with me and don't be scared.  
 I just wan-na set you free. Come on, come on,  
 come on. You and me can make it a - ny - where.  
 For now, we can stay here for a while, ----- ay,  
 Coz you know, I just wan-na see you smile. ----- No mat-ter where you go, You know you're not alone.

**Chorus**  
 I'm only one call a - way. I'll be there to save the day. Superman got no - thing on me. I'm only one call a - way.



# Charlie Puth: One Call Away p3

## Bridge

And when you're weak I'll be strong.  
 I'm gon - na keep hold - ing on.  
 Now don't you wor-ry, it won't be long, Darling, And when you feel like hope is gone, Just run into my arms.

The bridge section consists of two staves: a guitar staff (top, orange background) and a bass staff (bottom, green background). The guitar staff features a treble clef and a key signature of one flat. The bass staff features a bass clef and the same key signature. The music is in 4/4 time. The bridge is divided into two measures. The first measure contains a G major chord (G4, B4, D5) and a D5 note. The second measure contains a G major chord (G4, B4, D5) and a D5 note. The guitar staff has a '3x' label below the second measure, indicating a triple repeat. The bass staff has a '3x' label below the second measure, indicating a triple repeat. The bridge ends with a 'To chorus' label on the right.

To  
chorus

## Chorus

The chorus section consists of two staves: a guitar staff (top, orange background) and a bass staff (bottom, green background). The guitar staff features a treble clef and a key signature of one flat. The bass staff features a bass clef and the same key signature. The music is in 4/4 time. The chorus is divided into four measures. The first measure contains a G major chord (G4, B4, D5) and a G4 note. The second measure contains a G major chord (G4, B4, D5) and a G4 note. The third measure contains a G major chord (G4, B4, D5) and a G4 note. The fourth measure contains a G major chord (G4, B4, D5) and a G4 note. The guitar staff has an '8x' label below the third measure, indicating an 8-measure repeat. The bass staff has an '8x' label below the third measure, indicating an 8-measure repeat. The chorus ends with a table for the '1st time' and '2nd time' variations.

1st time	2nd time
I'm only one, I'm only one - - -	one call a-way.
	2x

# Charlie Puth: One Call Away

**Chorus**

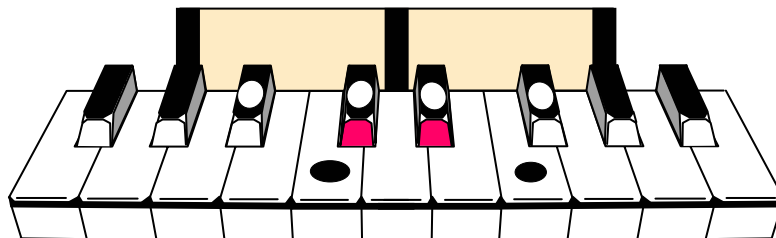
**CH:** I'm only one call away  
I'll be there to save the day  
Superman got nothing on me  
I'm only one call away

**V1:** Call me, baby, if you need a friend  
I just wanna give you love C'mon, c'mon, c'mon  
Reaching out to you, so take a chance  
No matter where you go, Know you're not alone

**Verse 1 3x** **Bridge 3x**

To chorus To chorus

**V2:** Come along with me and don't be scared  
I just wanna set you free C'mon, c'mon, c'mon  
You and me can make it anywhere  
But for now, we can stay here for a while  
'Cause you know, I just wanna see you smile  
No matter where you go, You know you're not alone



**BR:** And when you're weak I'll be strong  
I'm gonna keep holding on  
Now don't you worry, it won't be long  
Darling, and when you feel like hope is gone  
Just run into my arms