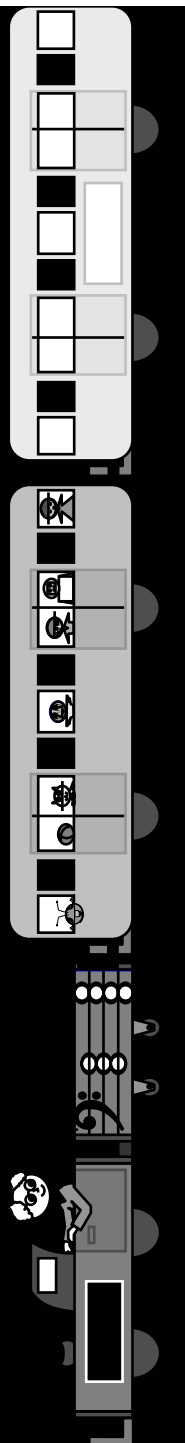


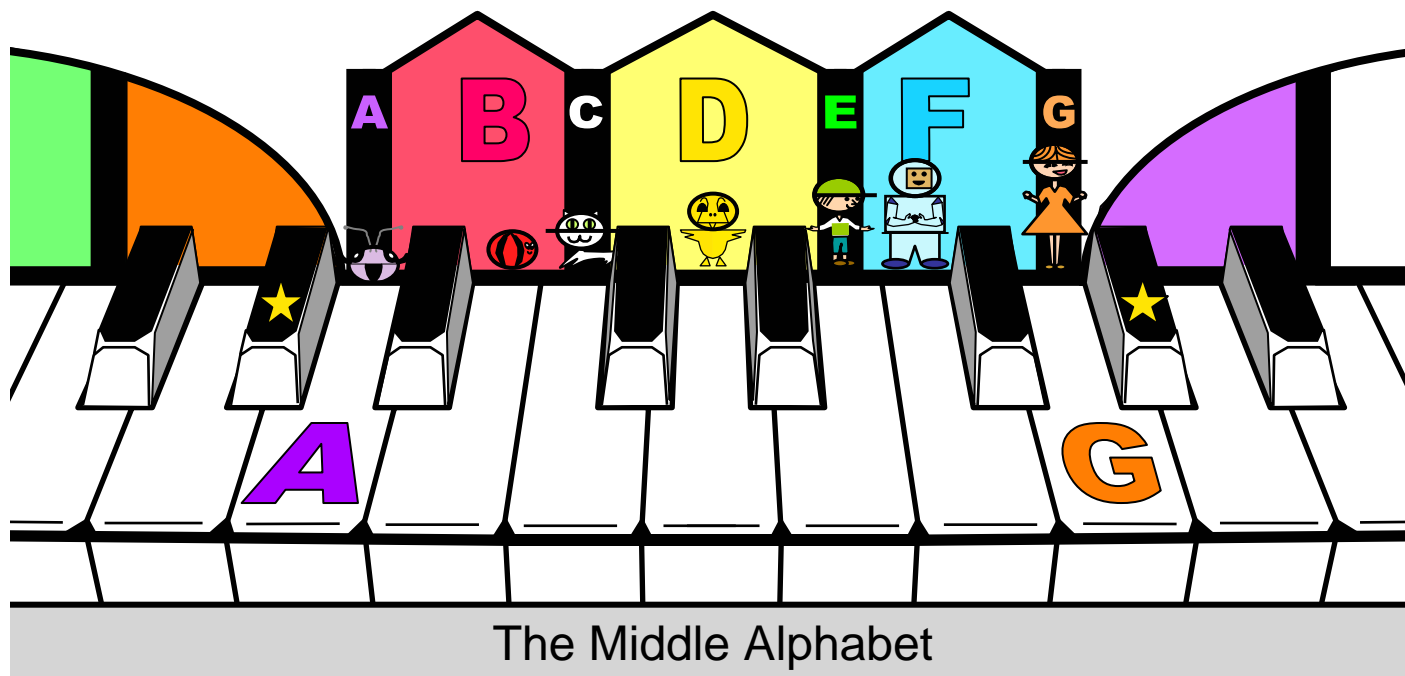
The Keyboard Express

Pre-staff reading for young pianists



The Keyboard Express C

Colour note reading for young pianists



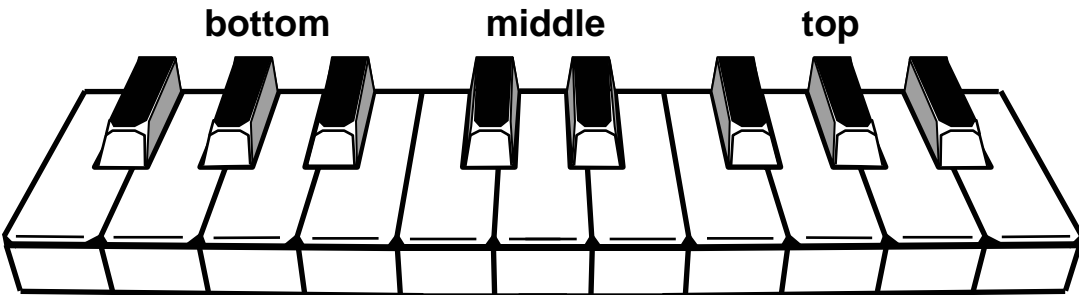
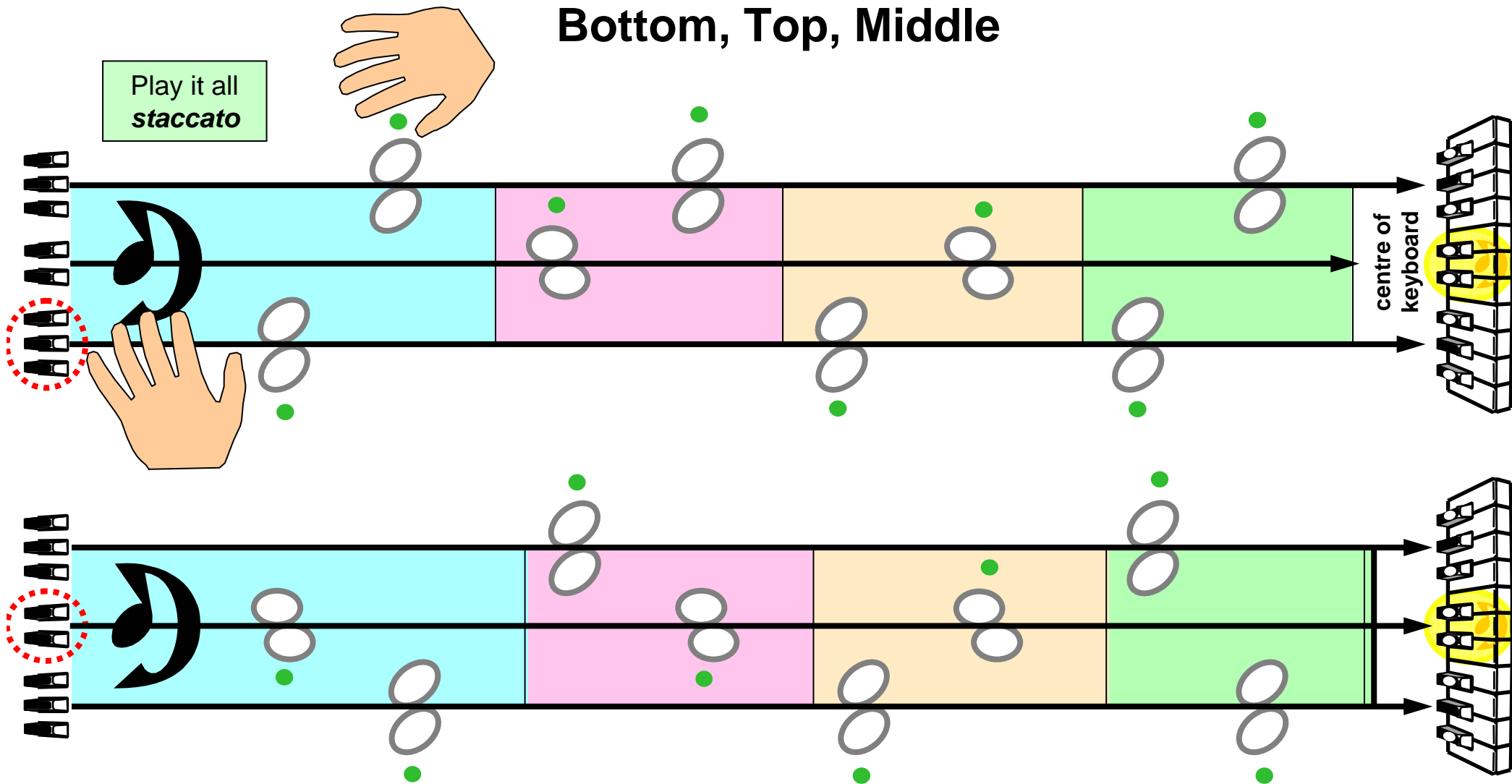
The Keyboard Express TM
© John F Keller, 2009

A beginner piano method
with coloured alphabet
and pre-staff reading.

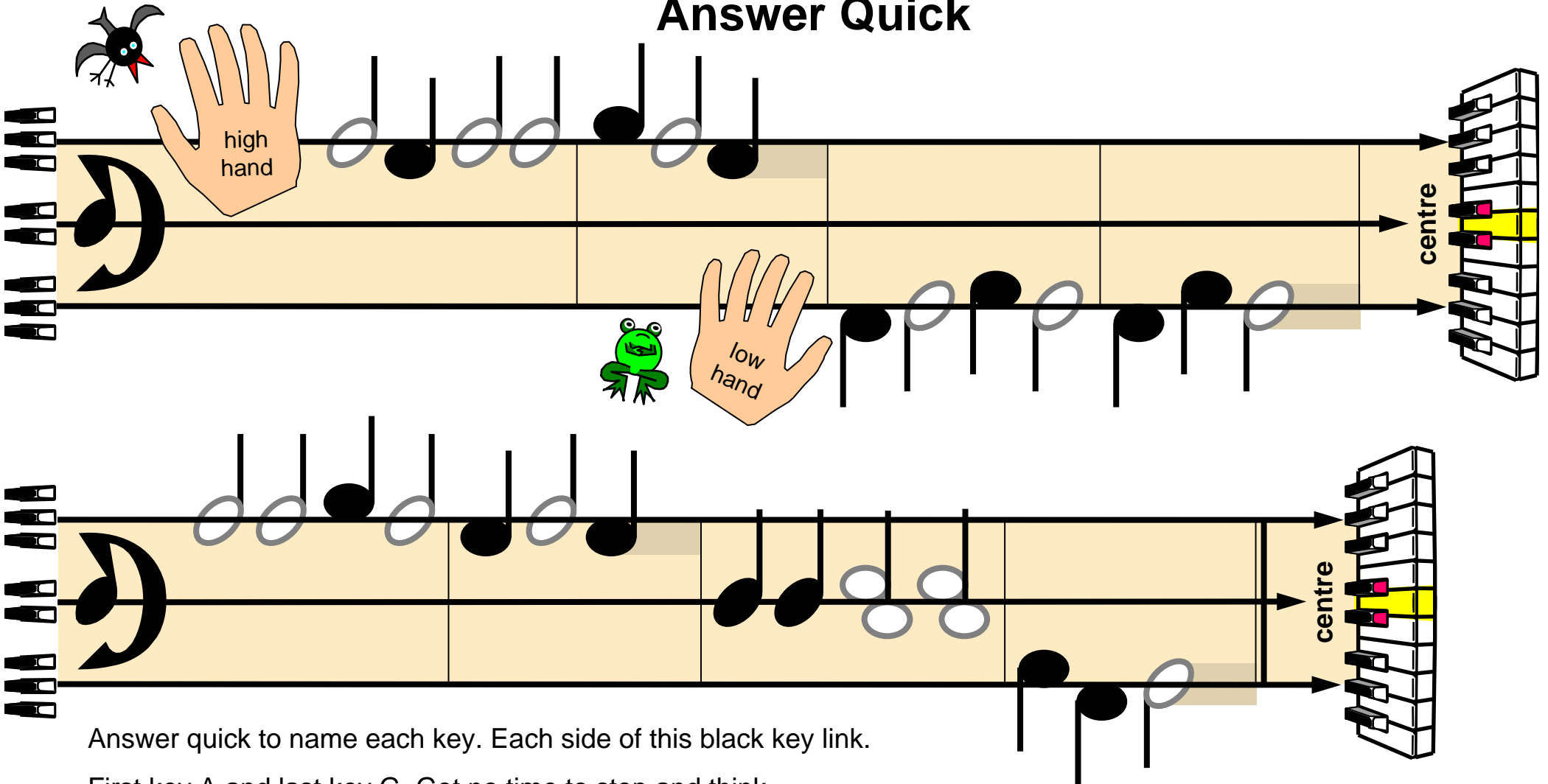
by **John Keller**

Bottom, Top, Middle

Play it all
staccato



Answer Quick



high hand

low hand

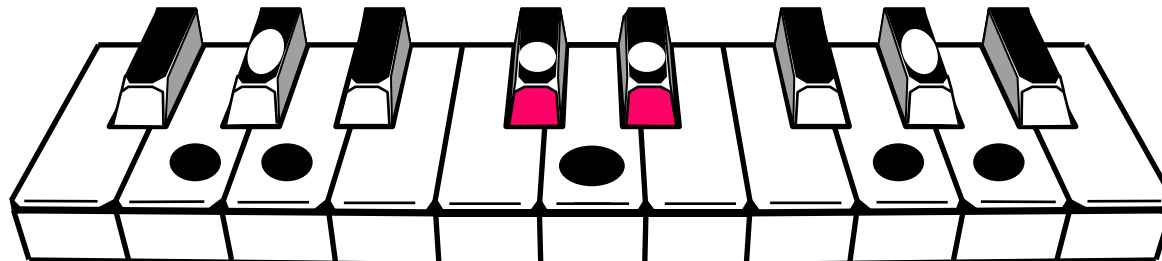
centre

centre

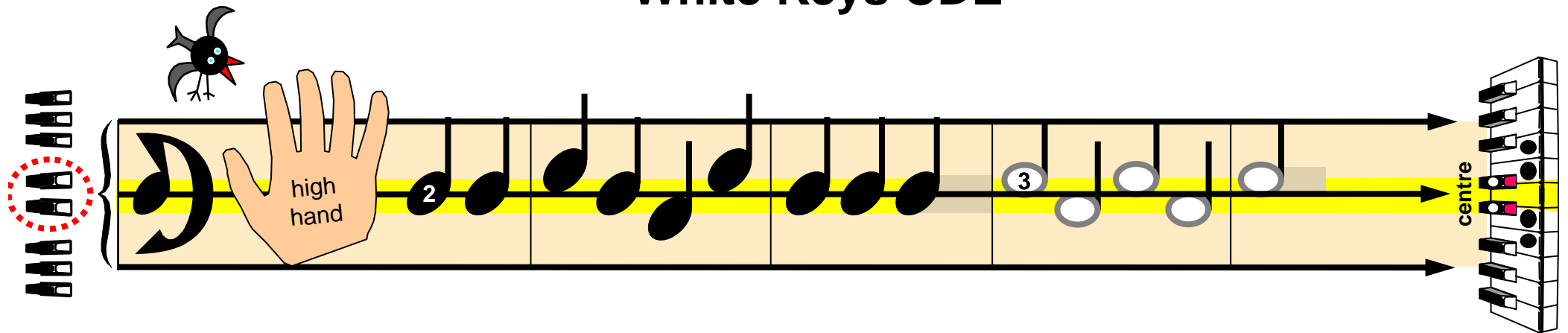
Answer quick to name each key. Each side of this black key link.

First key A and last key G. Get no time to stop and think.

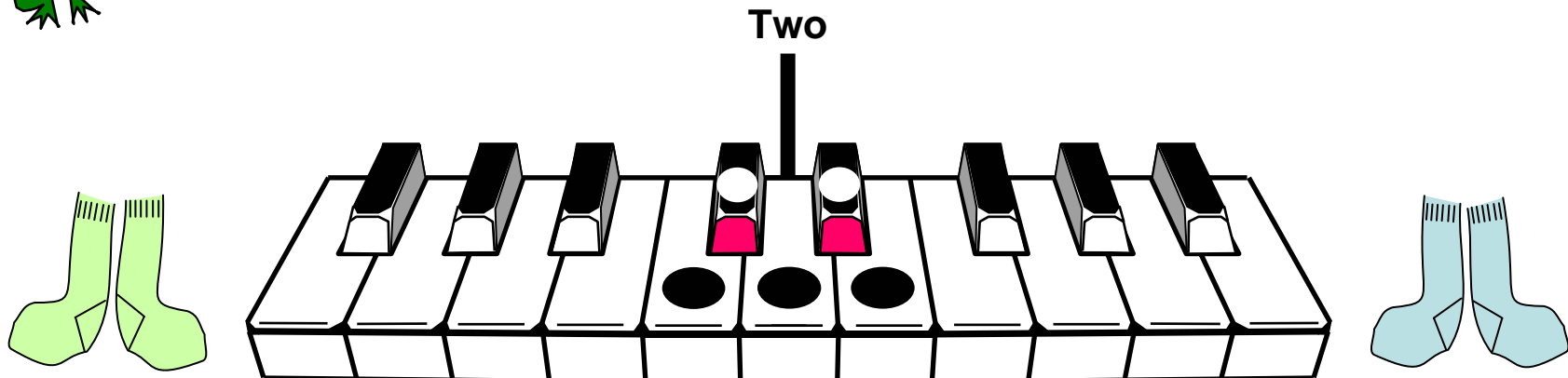
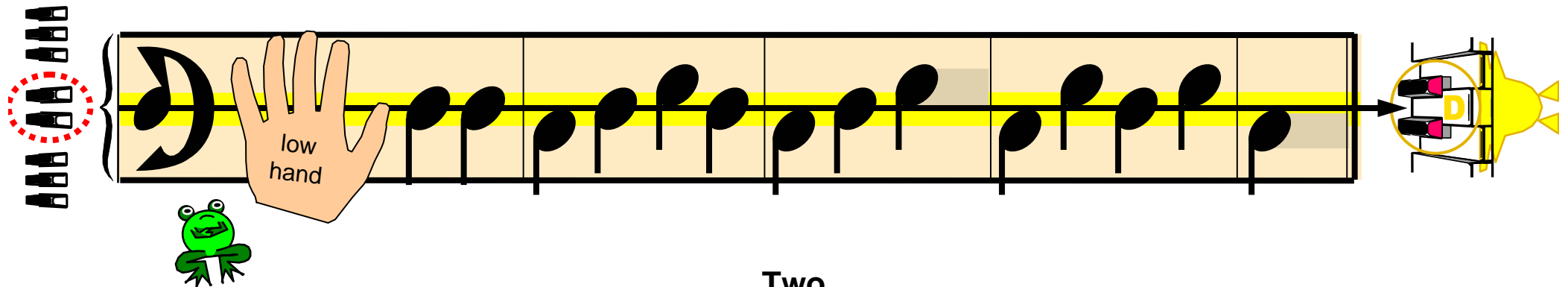
First key A and last key G. Got no time to stop and think.



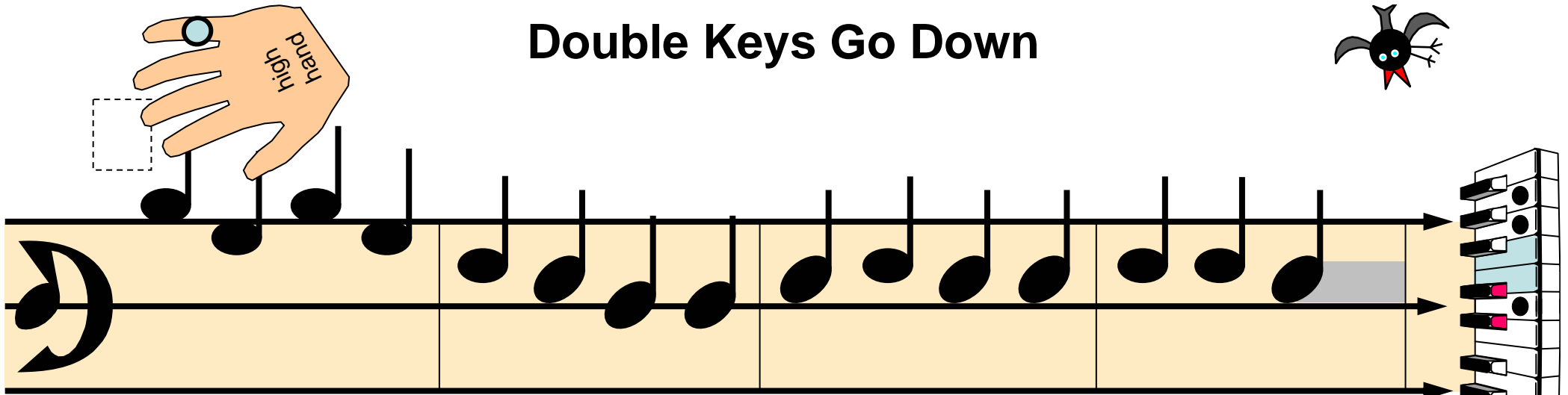
White Keys CDE



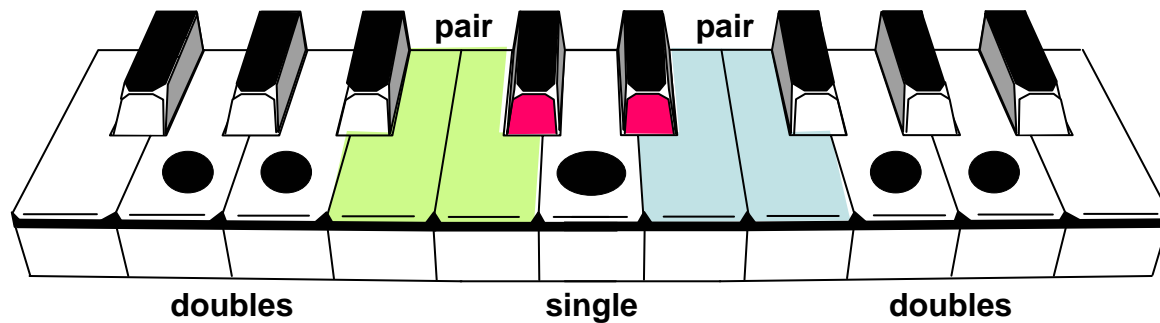
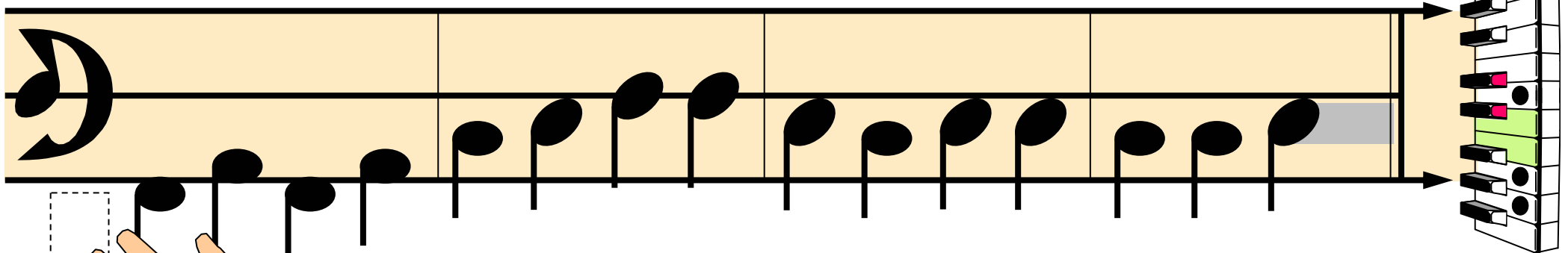
In the middle of the alphabet, Next to group of two,
You'll see three white keys named C D E, Looking back at you.



Double Keys Go Down

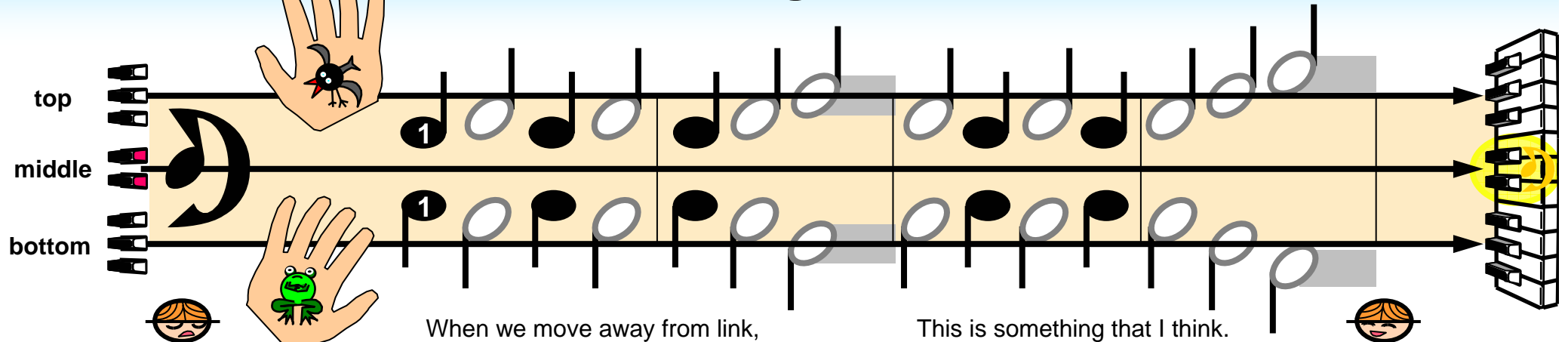


Double keys go down to single, In between there is this pair.
Bottom keys go up to middle, And this other pair is there.



Guiding Line

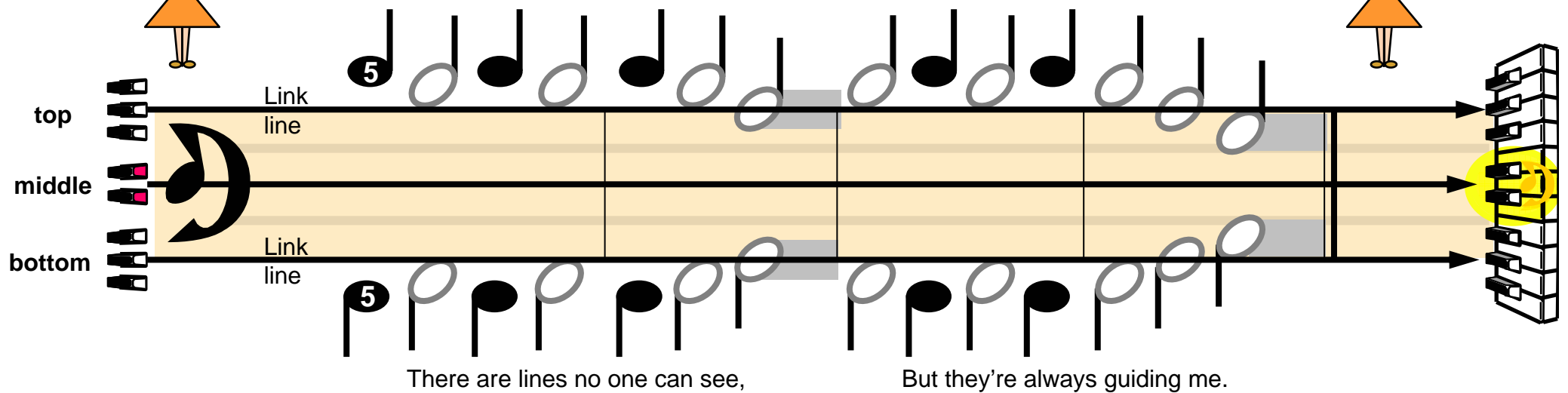
top
middle
bottom



When we move away from link,

This is something that I think.

top
middle
bottom



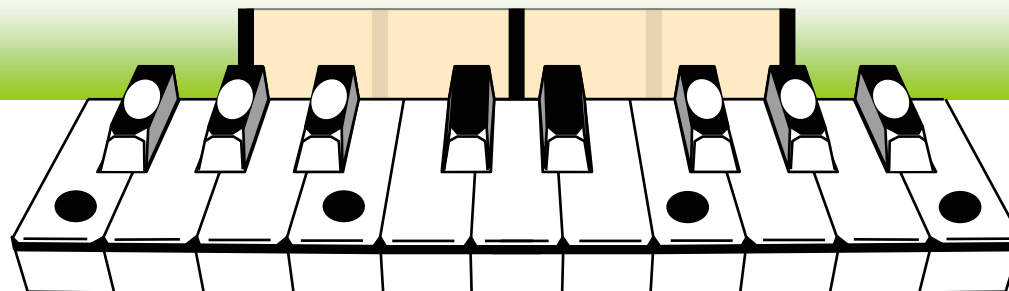
Link line

Link line

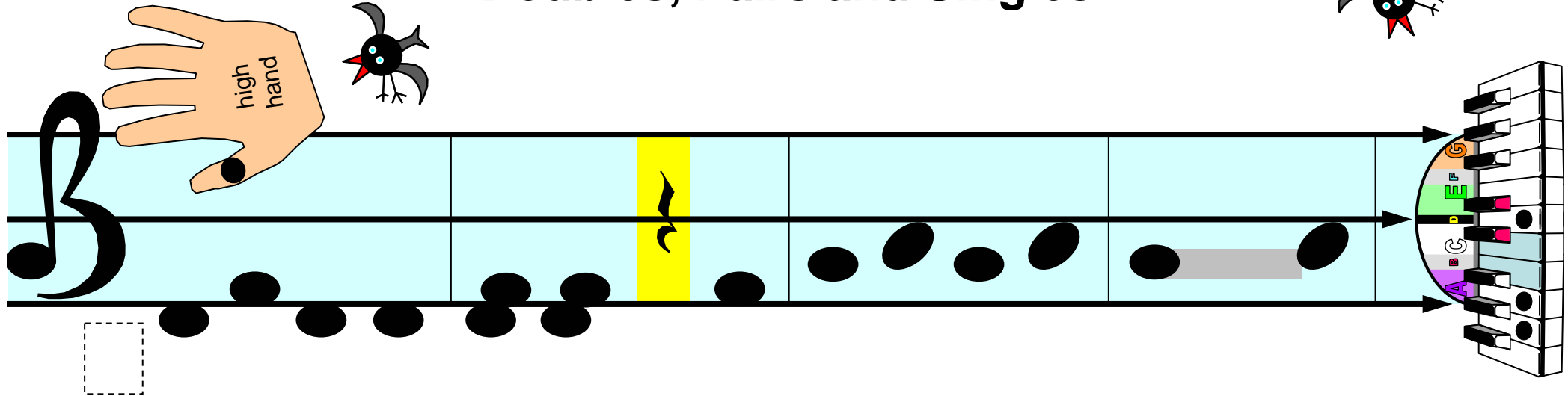
5

There are lines no one can see,

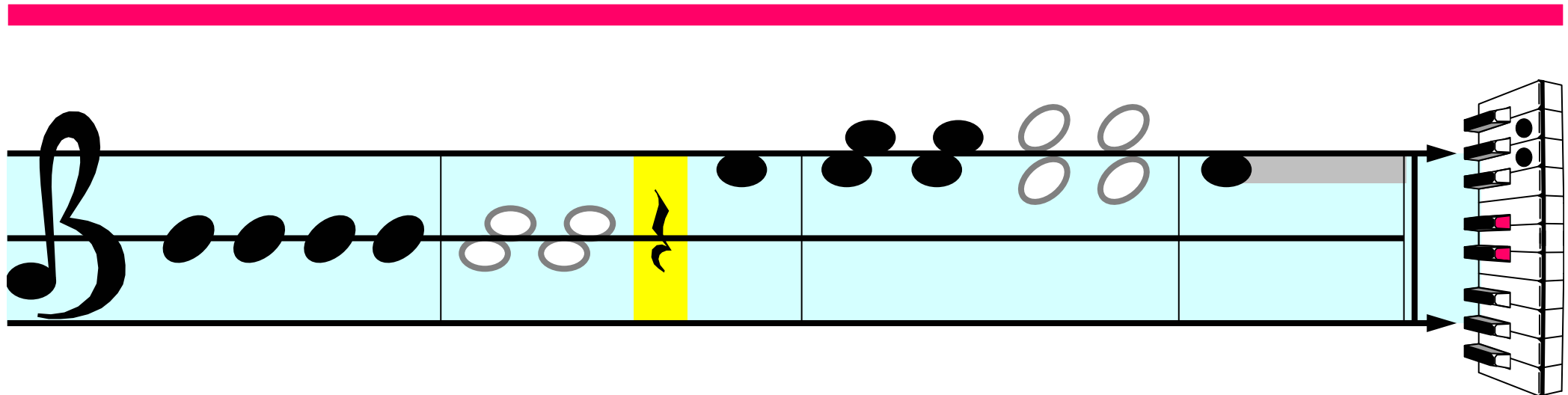
But they're always guiding me.



Doubles, Pairs and Singles



Dou-bles at the bot-tom, and next we have this pair, then sin-gle in the mid-dle, and end up in the air.



Pairs for Treble Clef

All high hand

Next to two group, is this pair.

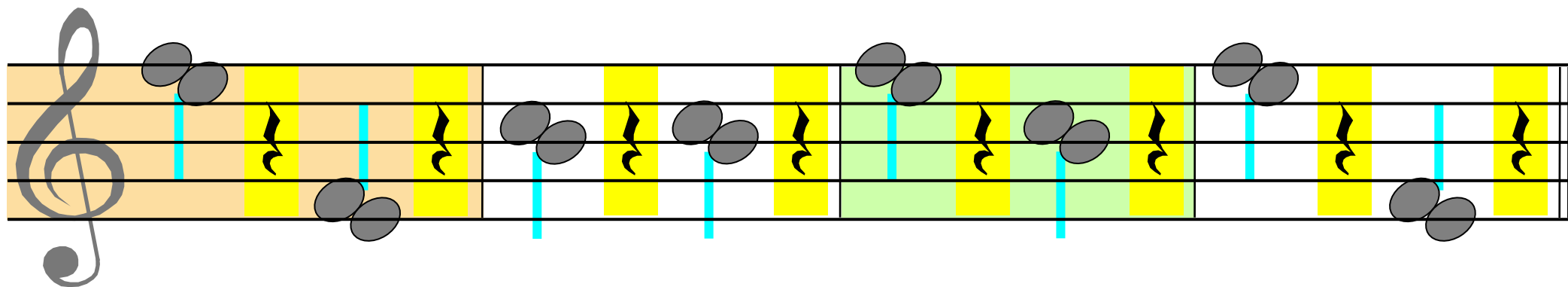
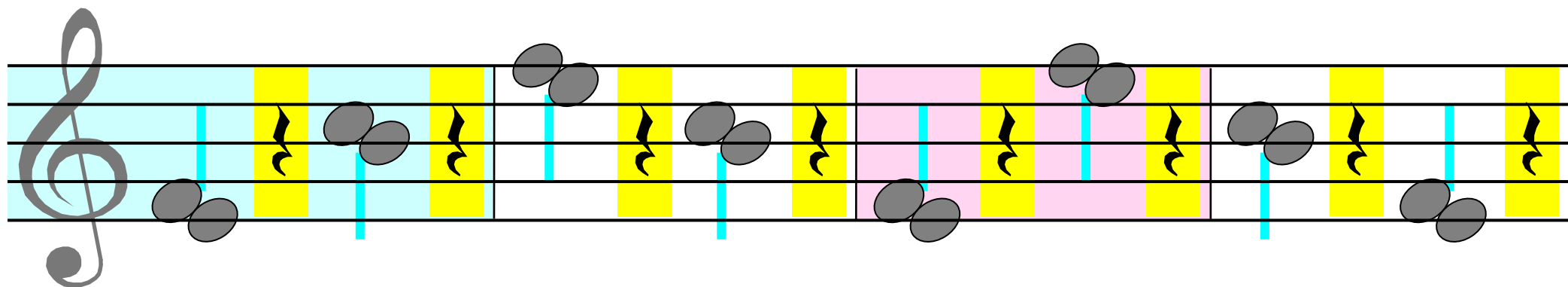
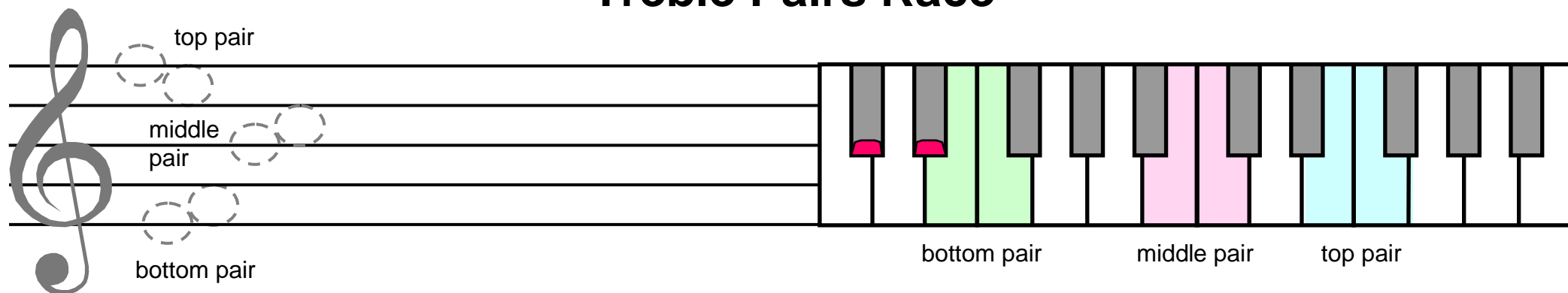
With an - o - ther pair up there.

Pair where tre - ble clef be - gins.

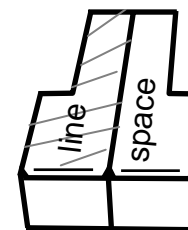

Top pair where that tre - ble ends.

Treble clef region

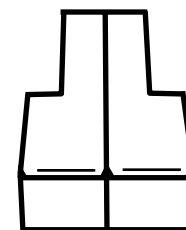
Treble Pairs Race



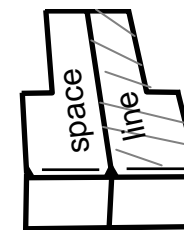
Lines Are On the Outside



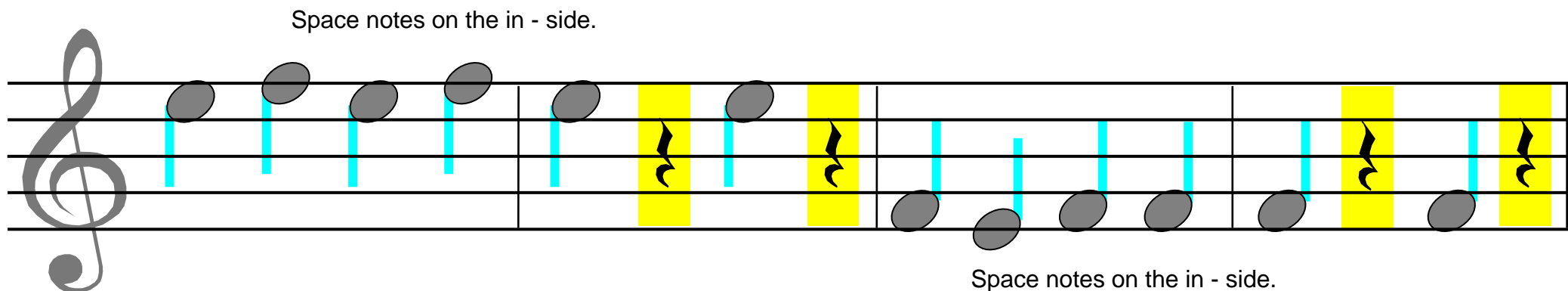
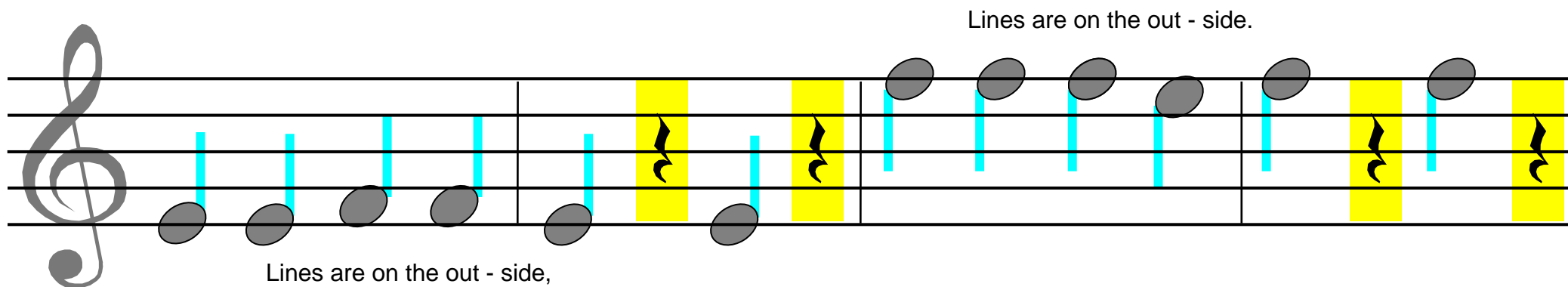
bottoms



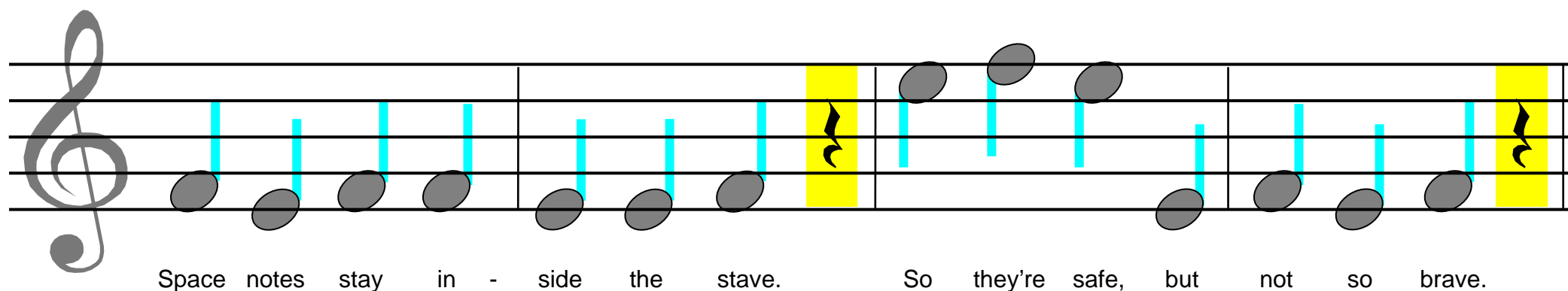
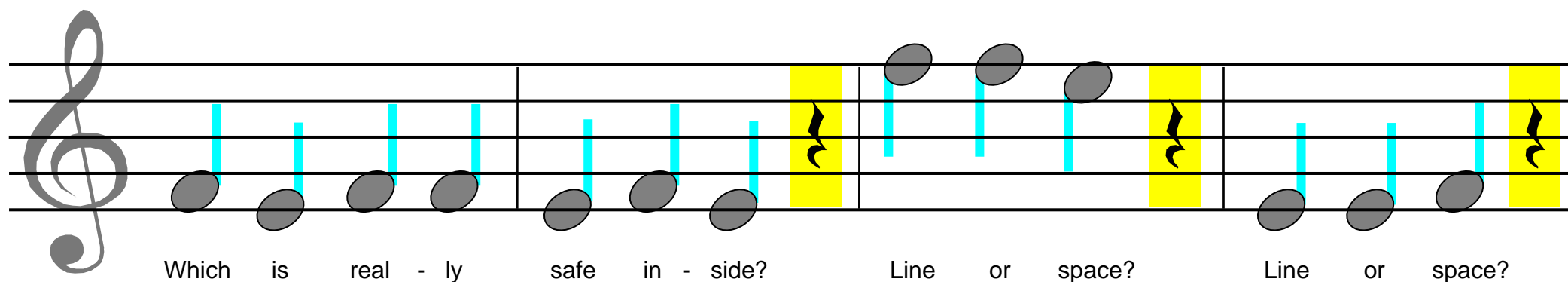
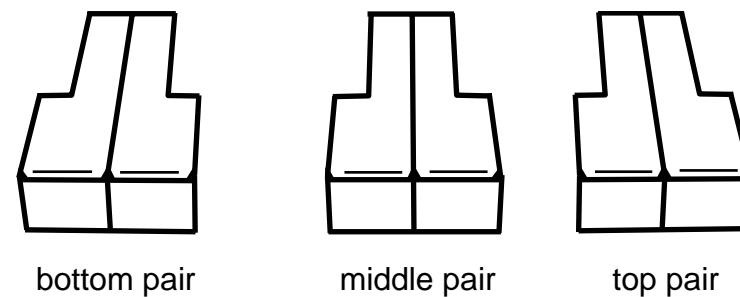

middles





tops



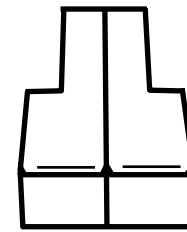
Safe Inside




Outer Lines



bottom

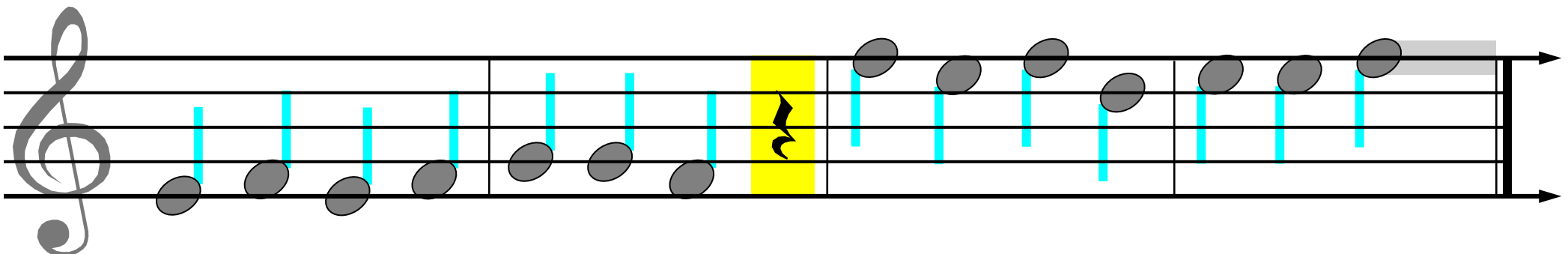
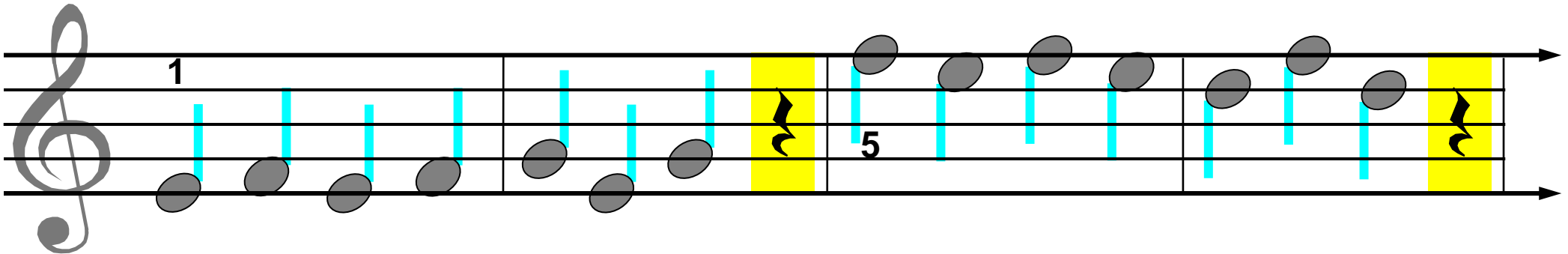


middle

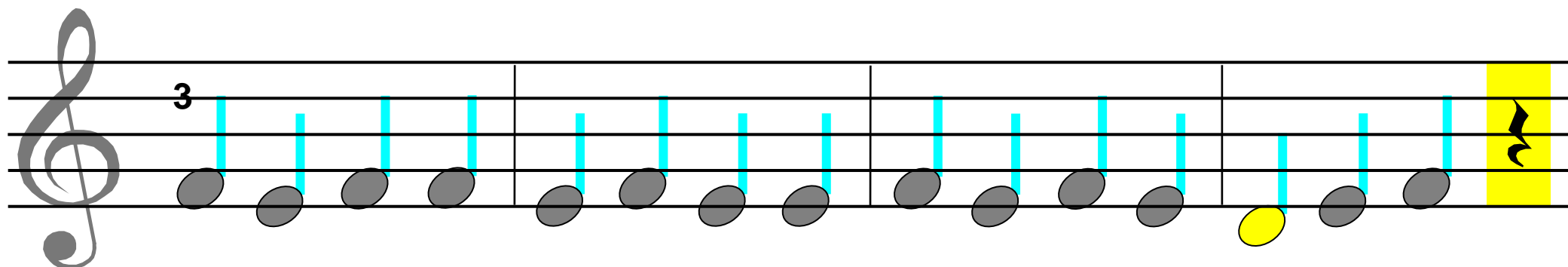
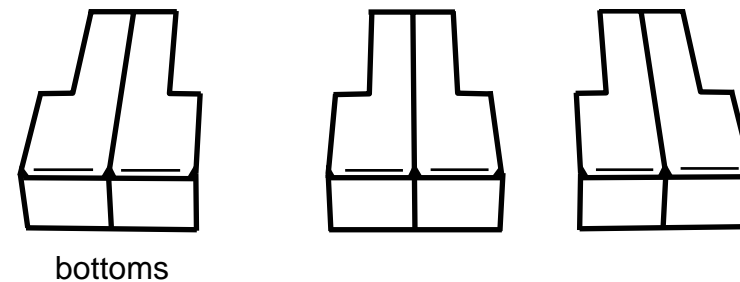
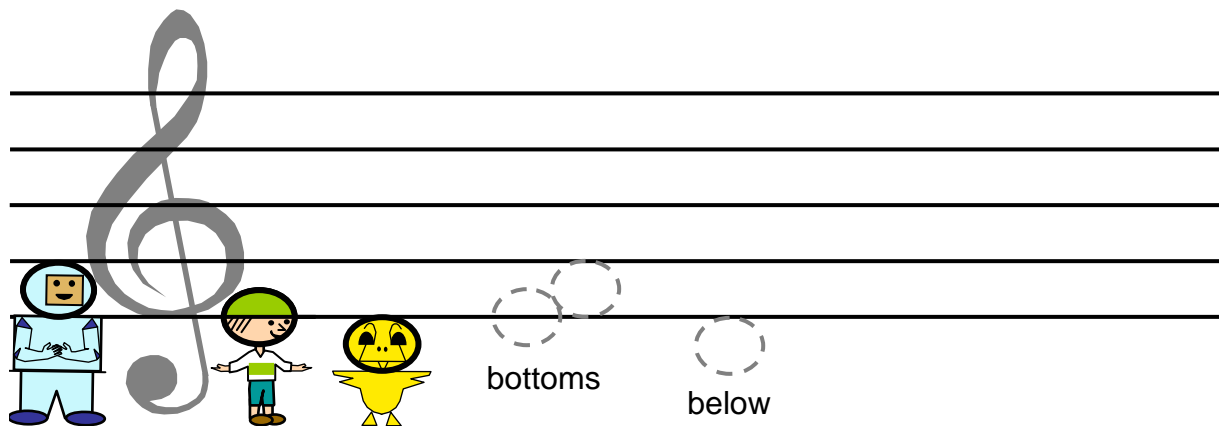


top

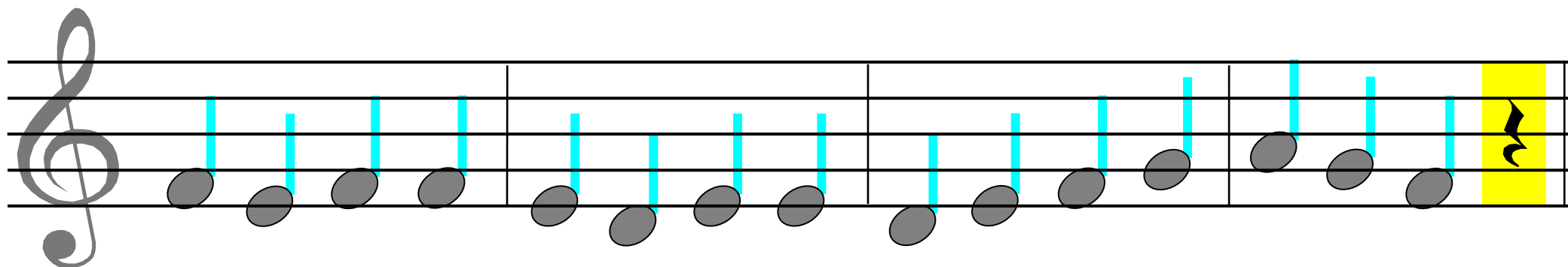
Bottom line of treble clef, Top line of this treble clef.
Is it E or is it F? Outer lines of treble clef.



Duck Below



From this first space, and this edge line, Of the tre - ble, duck be - low.



From these bot - toms, we duck un - der, Play - ing nat - urals, in a row.

From the Middle

This musical instruction sheet is titled "From the Middle". It is divided into two main sections: a vocal line and a piano accompaniment line.

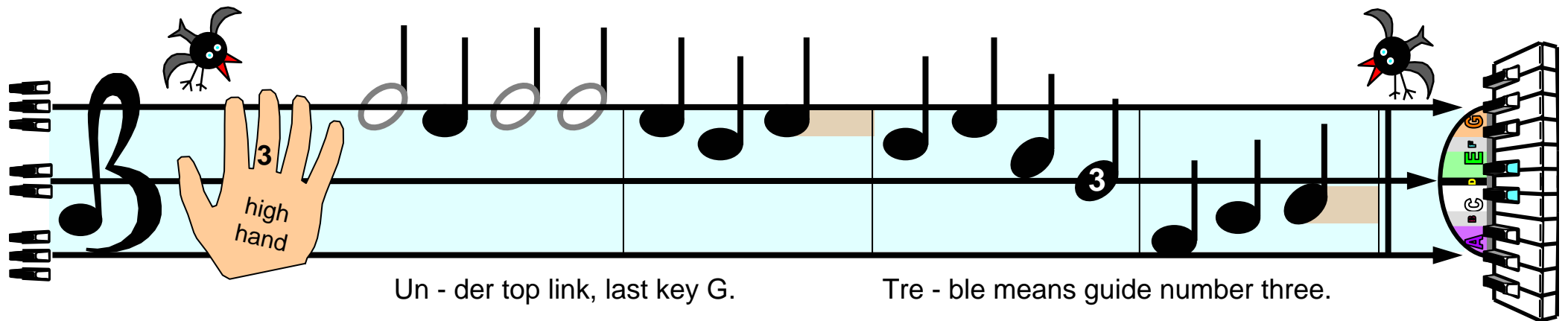
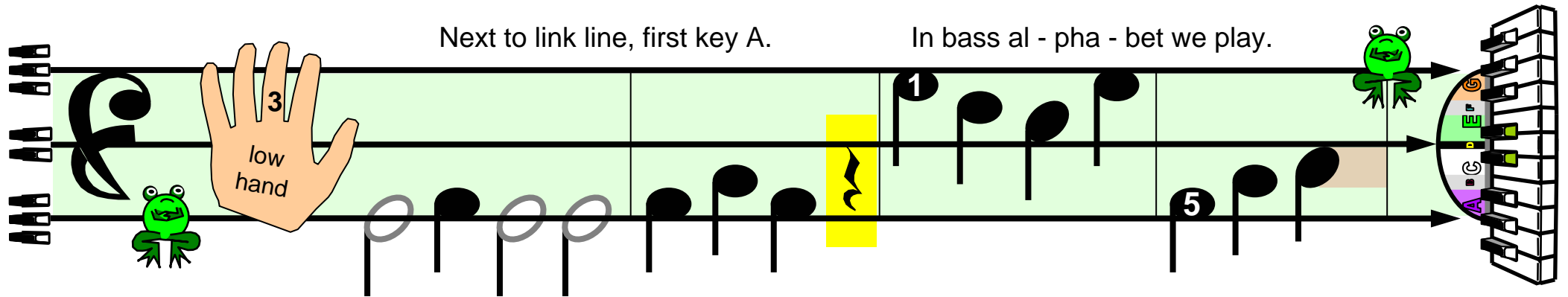
Vocal Line:

- Staff 1 (High Hand):** Features a treble clef and a bat illustration. It contains a melody starting on middle C, moving up to G, then down to C, and finally up to G. A hand icon labeled "high hand" points to the staff.
- Staff 2 (Middle):** Contains the lyrics: "From the mid - dle, we can get, To this high - er al - pha - bet." and "From the mid - dle, we can go, To this al - pha - bet be - low." The word "middle" is written on both sides of the lyrics.
- Staff 3 (Low Hand):** Features a bass clef and a frog illustration. It contains a melody starting on middle C, moving down to F, then up to C, and finally down to F. A hand icon labeled "low hand" points to the staff.

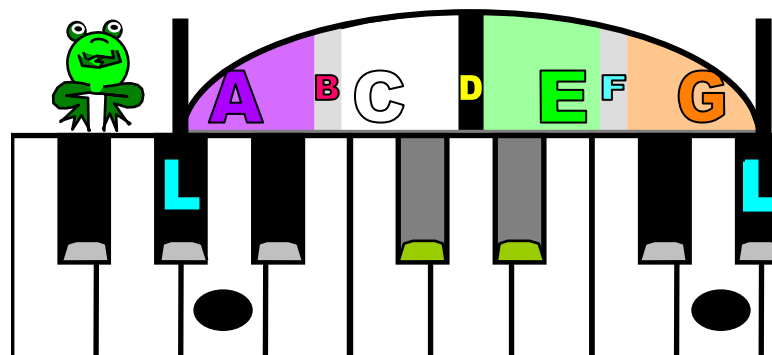
Piano Accompaniment:

- The piano part is shown on a keyboard with three arpeggiated chords: A-B-C, D-E-F, and G. Each chord is labeled with its constituent notes in color-coded boxes (A: purple, B: grey, C: white, D: green, E: light green, F: light blue, G: orange). The word "LINK" is placed between the chords.
- A small yellow character is positioned between the piano keyboard and the vocal line.

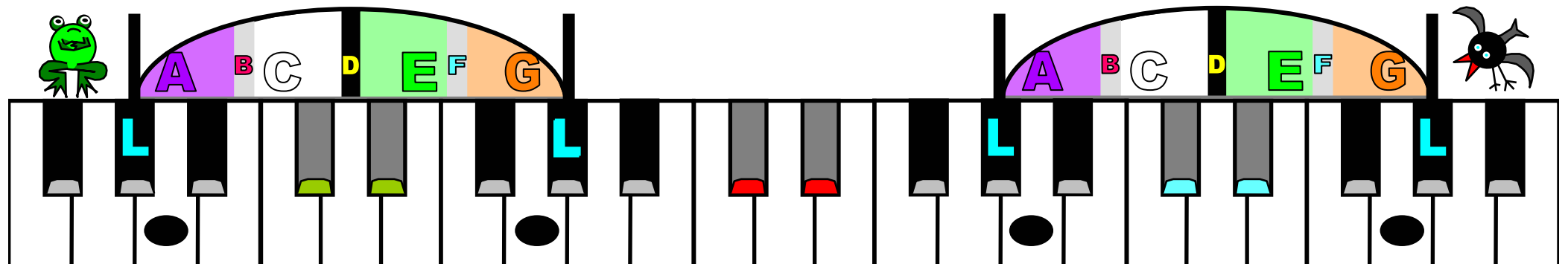
Bass and Treble Alphabets



Bass Alphabet



Treble Alphabet



Upper Half, Lower Half

1: high hand

split D-line

1: Up a - bove this D - line, We're in this up - per half.
2: Down be - low this D - line, We're in in this low - er half.


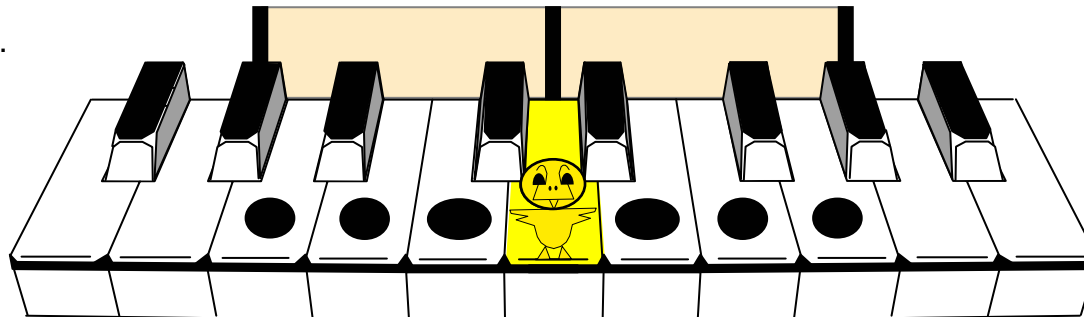
2: low hand

centre

Top half of this al - pha - bet and of this three - line staff.
Bot - tom half of al - pha - bet and of this three - line staff.

centre

3: Play hands together.

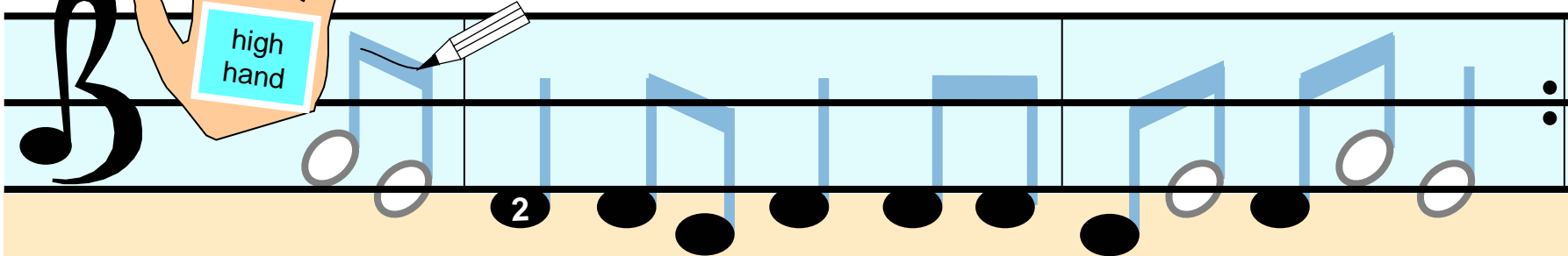


Middle G and Middle A

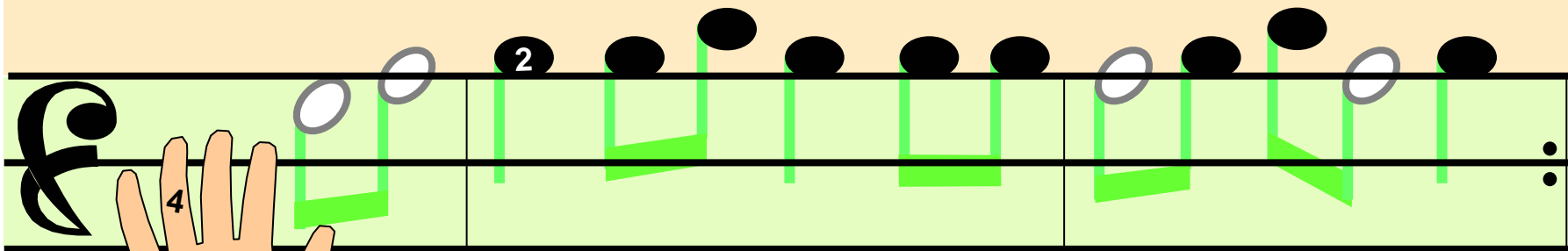


Mid - dle G is the girl who is tall - est of them all.

Now I think I know why she can on - ly sing up high.


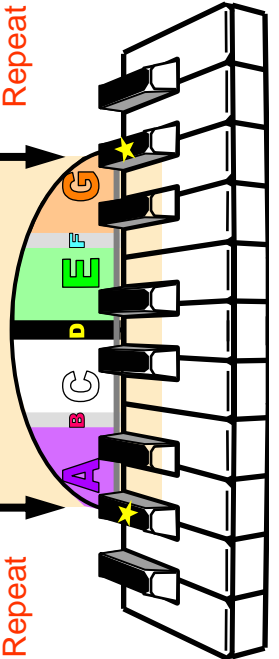


Repeat



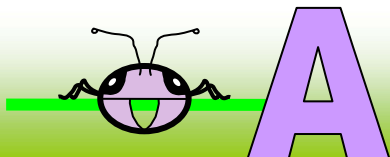
Repeat

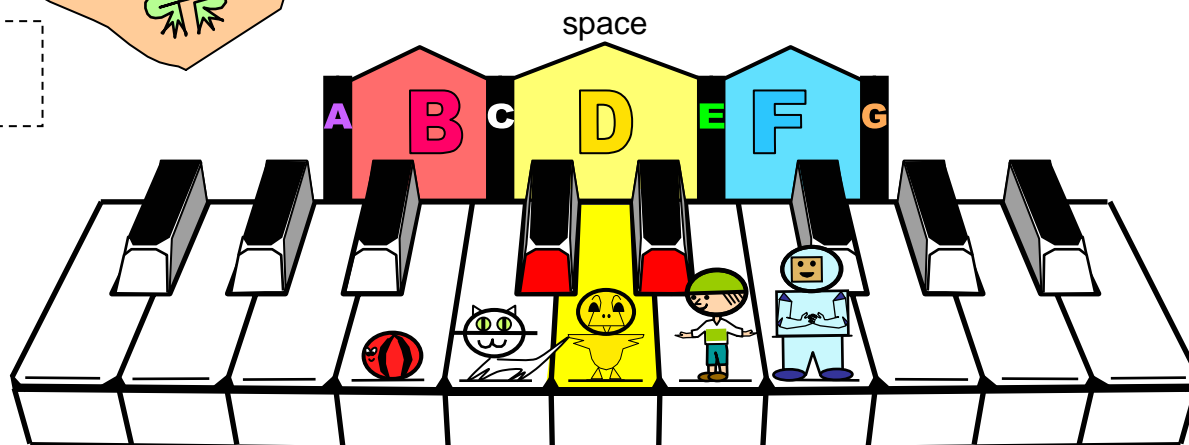


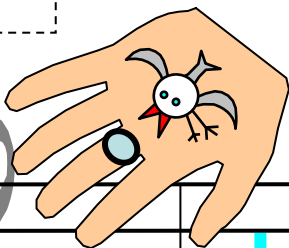
middle
alphabet



Mid - dle A, He's an ant, And he crawls a - round all day.

He sings low, 'cause he can't do it a - ny o - ther way.





Middle Alphabet

Play each hand separately at first.

Count to 4 in each bar.

In the middle alphabet are seven notes to play. So ...

The first system of musical notation consists of four measures. The treble clef staff has a house-shaped key signature indicator with 'F' in a blue triangle, 'D' in a yellow square, and 'B' in a pink square. The bass clef staff has a '2' below the first measure. The notes are as follows:

Measure	Treble Clef Notes	Bass Clef Notes
1	Yellow oval (D), Grey oval (E), Grey oval (F), Grey oval (G)	Red circle (B) with a pink bar extending to the end of the measure
2	Light blue oval (A), Grey oval (B), Grey oval (C), Grey oval (D) with a horizontal line through it	Purple circle (F) with a purple bar extending to the end of the measure
3	Yellow oval (D), Grey oval (E), Grey oval (F), Grey oval (G)	Red circle (B) with a pink bar extending to the end of the measure
4	Black oval (A), Grey oval (B), Grey oval (C), Green oval (D)	Purple circle (F) with a purple bar extending to the end of the measure

... take a week and learn them all at one note every day.






The second system of musical notation consists of four measures. The treble clef staff has a yellow rectangular box in the fourth measure. The notes are as follows:

Measure	Treble Clef Notes	Bass Clef Notes
1	Yellow oval (D), Grey oval (E), Grey oval (F), Grey oval (G)	Red circle (B) with a pink bar extending to the end of the measure
2	Grey oval (A), Grey oval (B), Grey oval (C), Grey oval (D) with a horizontal line through it	Purple circle (F) with a purple bar extending to the end of the measure
3	Yellow circle (D) with a yellow bar extending to the end of the measure	Red circle (B), Red circle (C), Purple oval (D), Purple oval (E)
4	Yellow rectangular box	Orange circle (B) with an orange bar extending to the end of the measure

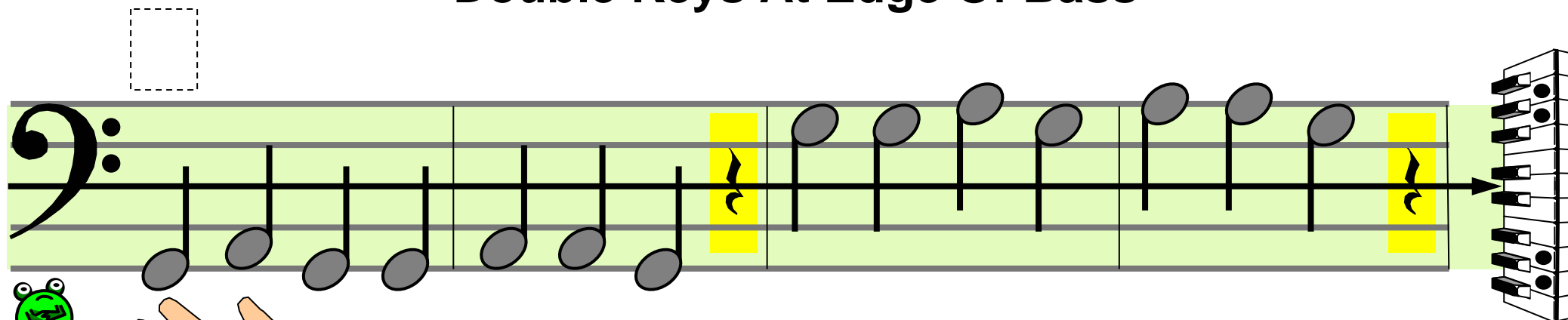
Down Here In the Basement

Down here in this basement, Remember D-line's placement!

The musical notation is on a five-line staff. It begins with a treble clef. A house-shaped chord diagram is shown above the staff, with 'F' in the blue roof, 'D' in the yellow middle section, and 'B' in the pink bottom section. A globe is positioned to the left of the staff. The melody consists of eighth and quarter notes, with some notes beamed together. The lyrics are written below the staff, aligned with the notes. A hand with a small green frog on it is shown at the bottom left, pointing towards the staff.


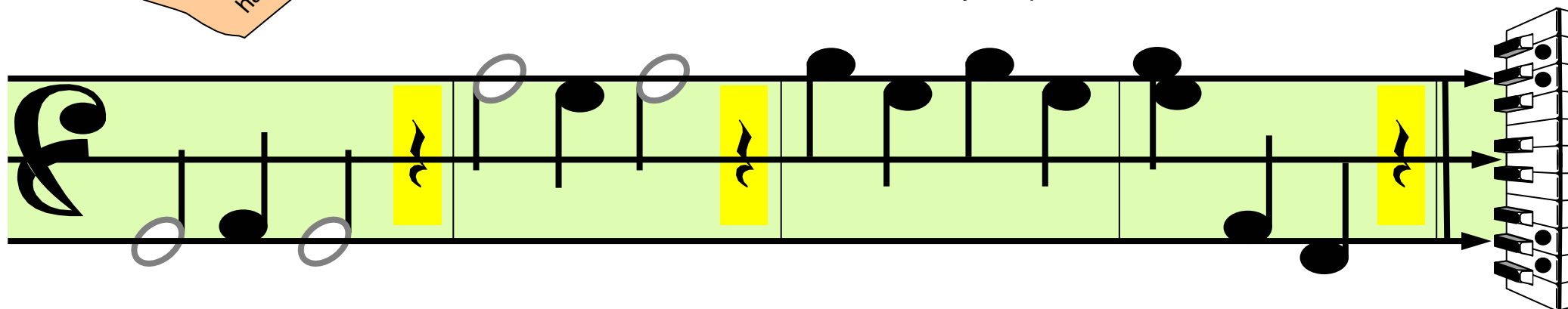
			
Al - so where those	pairs go ...	Pair a - bove and	pair be - low.
			

Double Keys At Edge Of Bass



Double keys at edge of bass. One's a line and ones a space.

But when lines, are these links, Then they're space notes both, we think.



doubles

doubles

Bottom Line, Above, Below

Diagram illustrating the first staff with three lines (top, middle, bottom) and four colored regions (cyan, pink, orange, green). The staff is labeled on the left with 'top', 'middle', and 'bottom' corresponding to the lines. On the right, a keyboard diagram shows the keys corresponding to the staff lines.

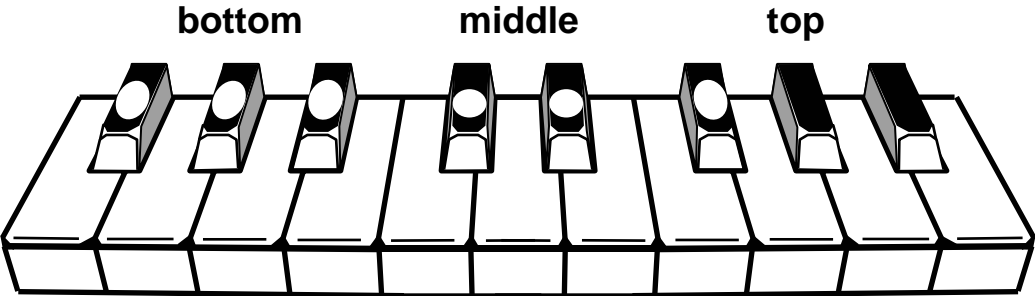
Top, a - bove, be - low, (Two Three Four).

Bot - tom line, a - bove, be - low.

Diagram illustrating the second staff with three lines (top, middle, bottom) and four colored regions (cyan, pink, orange, green). The staff is labeled on the left with 'top', 'middle', and 'bottom' corresponding to the lines. On the right, a keyboard diagram shows the keys corresponding to the staff lines.

Mid - dle line a - bove, be - low,

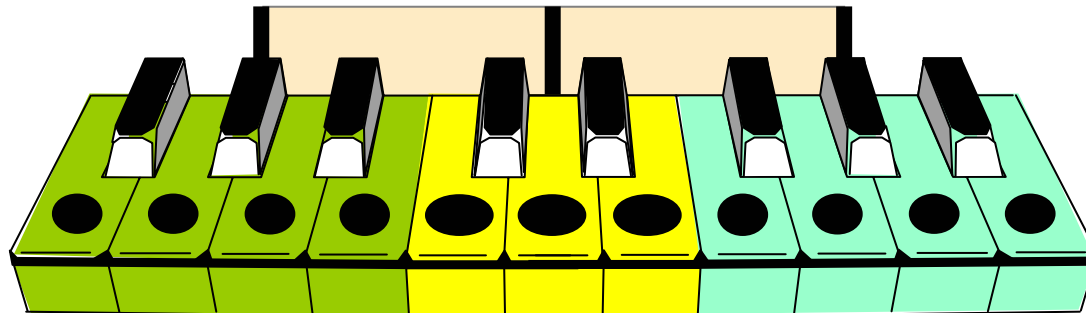
That's where these black keys go. (Two Three Four).



A diagram of a hand with the text "high hand" written on it. An upward-pointing arrow is located below the hand, indicating the direction of the force.

Diagram illustrating a musical staff with notes and fingerings. The staff is divided into measures. The first measure contains a whole note with a '1' above it and a downward arrow. The second measure contains a half note with a '1' above it. The third measure contains a half note with a '1' above it. The fourth measure contains a half note with a '1' above it. The fifth measure contains a half note with a '1' above it. The sixth measure contains a half note with a '1' above it. The seventh measure contains a half note with a '1' above it. The eighth measure contains a half note with a '1' above it. The ninth measure contains a half note with a '1' above it. The tenth measure contains a half note with a '1' above it. The eleventh measure contains a half note with a '1' above it. The twelfth measure contains a half note with a '1' above it. The thirteenth measure contains a half note with a '1' above it. The fourteenth measure contains a half note with a '1' above it. The fifteenth measure contains a half note with a '1' above it. The sixteenth measure contains a half note with a '1' above it. The seventeenth measure contains a half note with a '1' above it. The eighteenth measure contains a half note with a '1' above it. The nineteenth measure contains a half note with a '1' above it. The twentieth measure contains a half note with a '1' above it. The diagram is labeled 'Group of three and group of four.' and 'low'.

Play your scale once more for me.



FOUR

Link and A

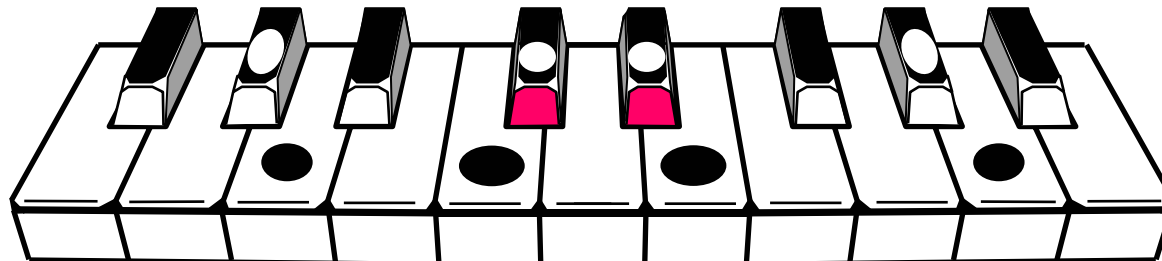
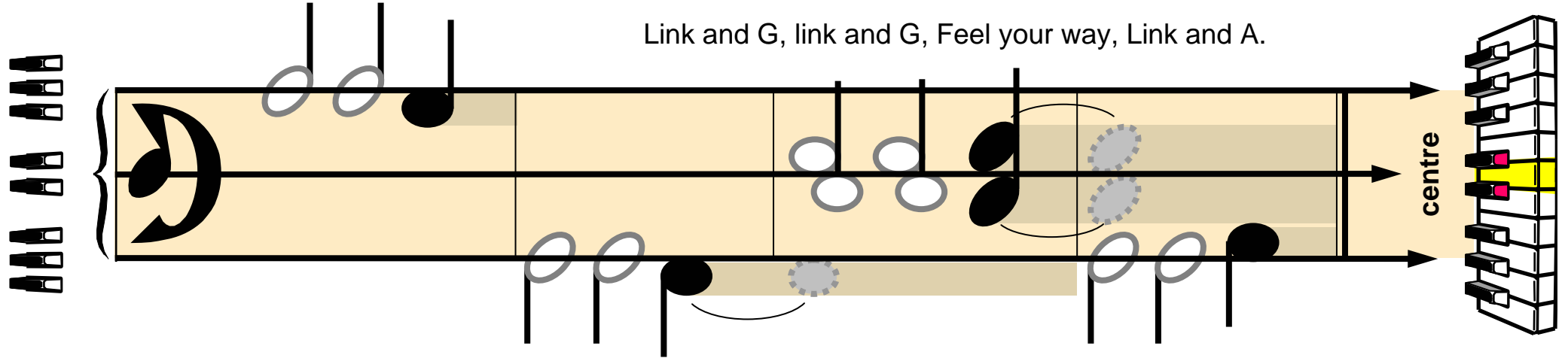
high hand

low hand

centre

Link and A, link and A, Feel your way, Link and A.

Link and G, link and G, Feel your way, Link and A.

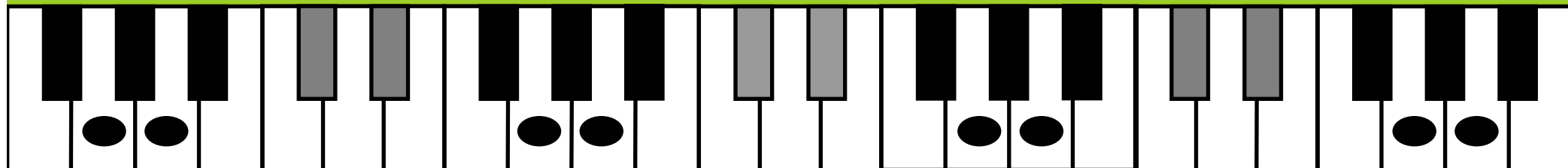
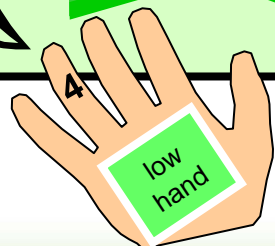


Double Naturals

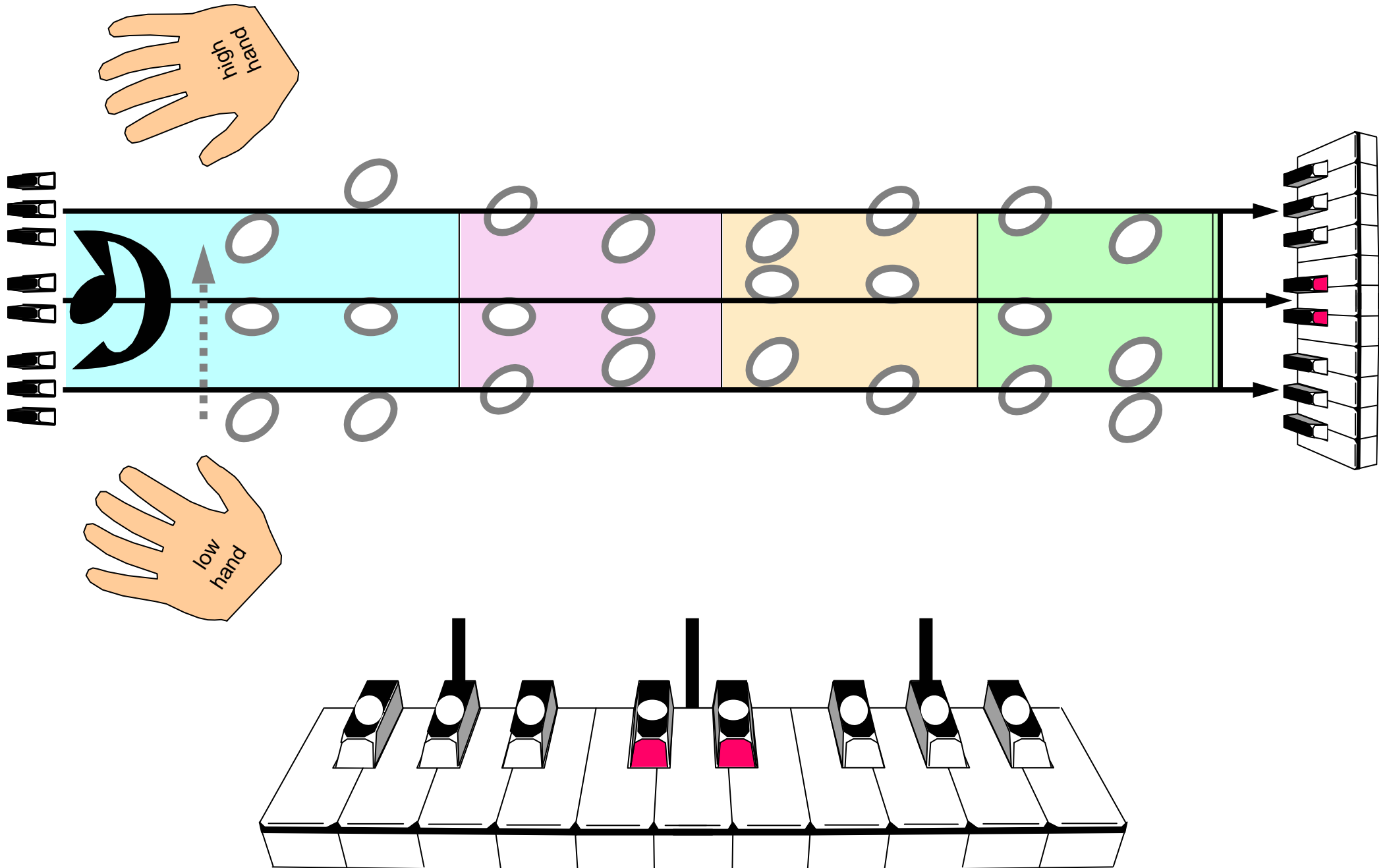


Inside these, groups of threes, double naturals hide, They hug in close to link line, One on either side.

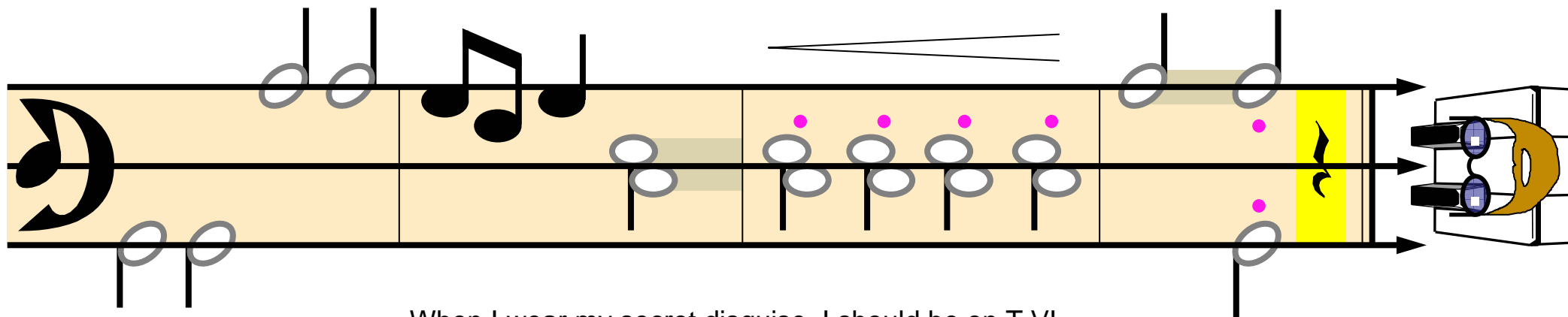
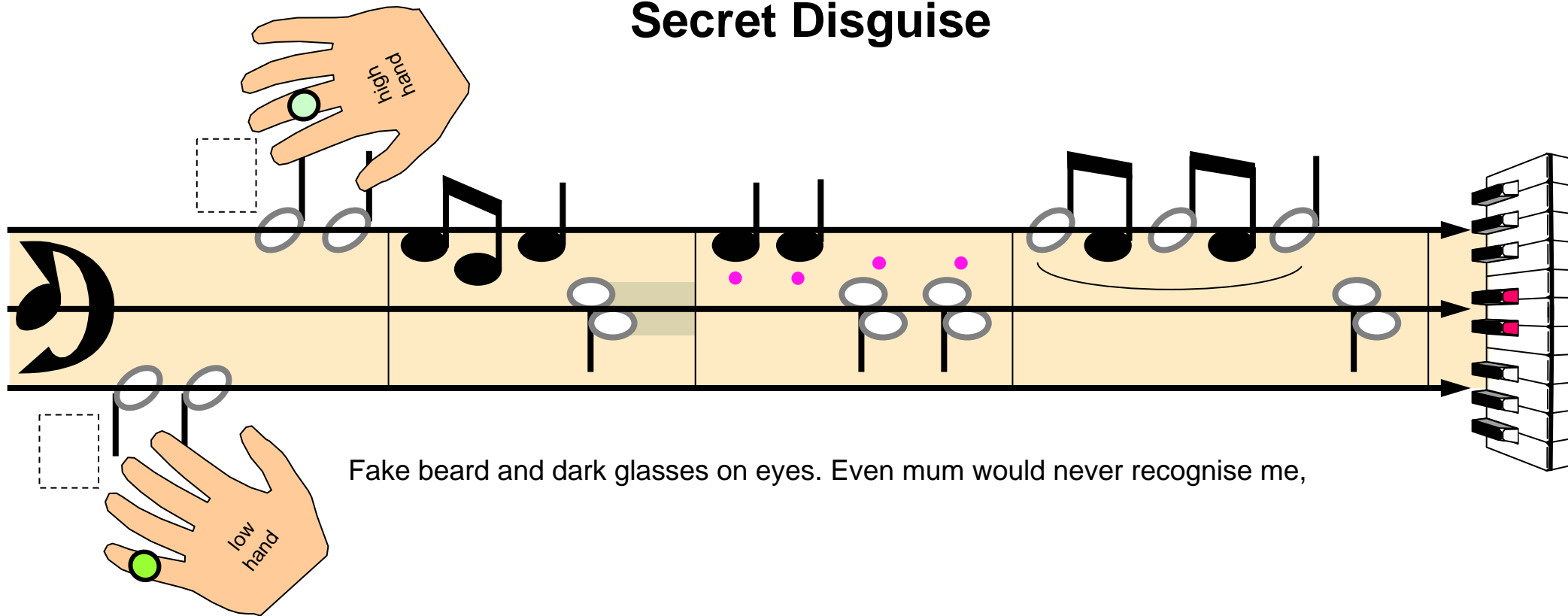
Play them on this low side, Double naturals in - side. Never can go outside, Always touch that line.



Play Notes Up, CHORD




Secret Disguise



When I wear my secret disguise, I should be on T V!

D-lines, Treble and Bass



D-line treble, D-line bass, Pair above and pair below.

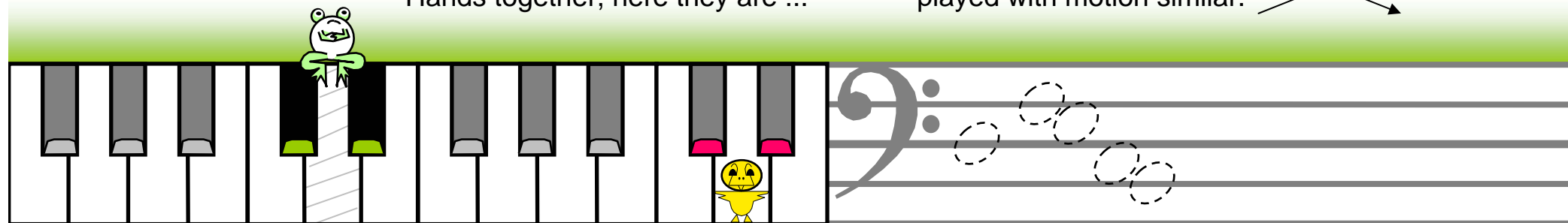
treble D-line high hand

bass D-line low hand


This section illustrates the concept of 'D-line' pairs. It shows a piano keyboard with a yellow bird on D4 and a green frog on D3. Above, a treble staff shows a sequence of notes (D, E, F, G, A, B, C, D, E, F, G, A, B, C, D) with a 'high hand' icon. Below, a bass staff shows a similar sequence (D, C, B, A, G, F, E, D, C, B, A, G, F, E, D) with a 'low hand' icon. To the right, two piano keyboard diagrams show the physical keys for these D-lines: D4 (white key) and D3 (white key).

Each pair has one line, one space.
Hands together, here they are ...

Just remember where Ds go.
played with motion similar.



Middle, Little, Thumb



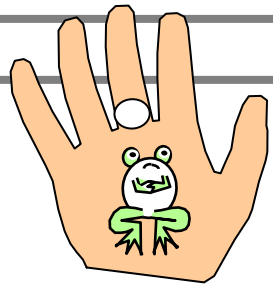
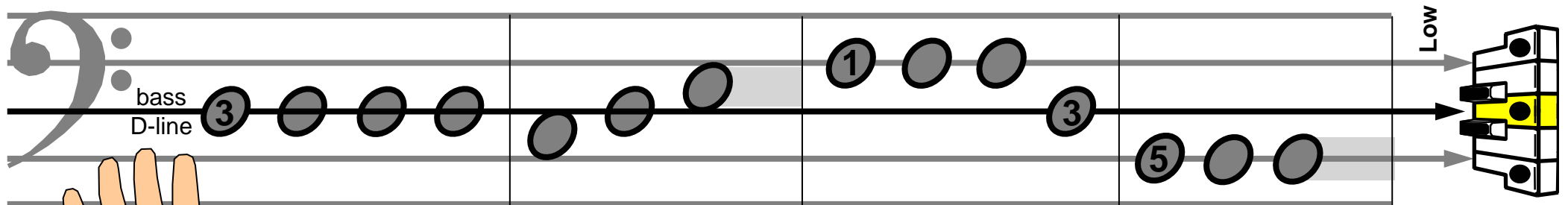
treble
D-line

A musical staff with a treble clef. The notes are: D4 (first line), E4 (first space), F#4 (second line), G4 (second space), A4 (third line), B4 (third space), C5 (fourth line), D5 (fourth space), E5 (fifth line), F#5 (above fifth line), G5 (above fifth line), A5 (above fifth line), B5 (above fifth line), C6 (above fifth line). The notes are grouped into four measures. The first measure contains D4, E4, F#4, G4. The second measure contains A4, B4, C5, D5. The third measure contains E5, F#5, G5, A5. The fourth measure contains B5, C6, D6, E6. The notes are numbered 1 through 5. The first measure is labeled 'Middle, little, middle, thumb.' and the second measure is labeled 'Three and five and three and one.'

Middle, little, middle, thumb. Three and five and three and one.

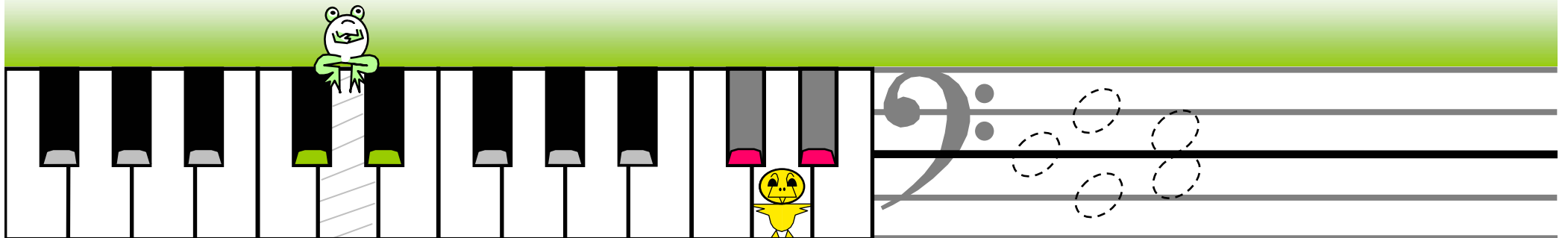

A diagram of a right hand with a white bird on the middle finger. To the right is a diagram of a piano keyboard with the notes D4, E4, F#4, G4, A4, B4, C5, D5, E5, F#5, G5, A5, B5, C6, D6, E6, F#6, G6, A6, B6, C7, D7, E7, F#7, G7, A7, B7, C8, D8, E8, F#8, G8, A8, B8, C9, D9, E9, F#9, G9, A9, B9, C10, D10, E10, F#10, G10, A10, B10, C11, D11, E11, F#11, G11, A11, B11, C12, D12, E12, F#12, G12, A12, B12, C13, D13, E13, F#13, G13, A13, B13, C14, D14, E14, F#14, G14, A14, B14, C15, D15, E15, F#15, G15, A15, B15, C16, D16, E16, F#16, G16, A16, B16, C17, D17, E17, F#17, G17, A17, B17, C18, D18, E18, F#18, G18, A18, B18, C19, D19, E19, F#19, G19, A19, B19, C20, D20, E20, F#20, G20, A20, B20, C21, D21, E21, F#21, G21, A21, B21, C22, D22, E22, F#22, G22, A22, B22, C23, D23, E23, F#23, G23, A23, B23, C24, D24, E24, F#24, G24, A24, B24, C25, D25, E25, F#25, G25, A25, B25, C26, D26, E26, F#26, G26, A26, B26, C27, D27, E27, F#27, G27, A27, B27, C28, D28, E28, F#28, G28, A28, B28, C29, D29, E29, F#29, G29, A29, B29, C30, D30, E30, F#30, G30, A30, B30, C31, D31, E31, F#31, G31, A31, B31, C32, D32, E32, F#32, G32, A32, B32, C33, D33, E33, F#33, G33, A33, B33, C34, D34, E34, F#34, G34, A34, B34, C35, D35, E35, F#35, G35, A35, B35, C36, D36, E36, F#36, G36, A36, B36, C37, D37, E37, F#37, G37, A37, B37, C38, D38, E38, F#38, G38, A38, B38, C39, D39, E39, F#39, G39, A39, B39, C40, D40, E40, F#40, G40, A40, B40, C41, D41, E41, F#41, G41, A41, B41, C42, D42, E42, F#42, G42, A42, B42, C43, D43, E43, F#43, G43, A43, B43, C44, D44, E44, F#44, G44, A44, B44, C45, D45, E45, F#45, G45, A45, B45, C46, D46, E46, F#46, G46, A46, B46, C47, D47, E47, F#47, G47, A47, B47, C48, D48, E48, F#48, G48, A48, B48, C49, D49, E49, F#49, G49, A49, B49, C50, D50, E50, F#50, G50, A50, B50, C51, D51, E51, F#51, G51, A51, B51, C52, D52, E52, F#52, G52, A52, B52, C53, D53, E53, F#53, G53, A53, B53, C54, D54, E54, F#54, G54, A54, B54, C55, D55, E55, F#55, G55, A55, B55, C56, D56, E56, F#56, G56, A56, B56, C57, D57, E57, F#57, G57, A57, B57, C58, D58, E58, F#58, G58, A58, B58, C59, D59, E59, F#59, G59, A59, B59, C60, D60, E60, F#60, G60, A60, B60, C61, D61, E61, F#61, G61, A61, B61, C62, D62, E62, F#62, G62, A62, B62, C63, D63, E63, F#63, G63, A63, B63, C64, D64, E64, F#64, G64, A64, B64, C65, D65, E65, F#65, G65, A65, B65, C66, D66, E66, F#66, G66, A66, B66, C67, D67, E67, F#67, G67, A67, B67, C68, D68, E68, F#68, G68, A68, B68, C69, D69, E69, F#69, G69, A69, B69, C70, D70, E70, F#70, G70, A70, B70, C71, D71, E71, F#71, G71, A71, B71, C72, D72, E72, F#72, G72, A72, B72, C73, D73, E73, F#73, G73, A73, B73, C74, D74, E74, F#74, G74, A74, B74, C75, D75, E75, F#75, G75, A75, B75, C76, D76, E76, F#76, G76, A76, B76, C77, D77, E77, F#77, G77, A77, B77, C78, D78, E78, F#78, G78, A78, B78, C79, D79, E79, F#79, G79, A79, B79, C80, D80, E80, F#80, G80, A80, B80, C81, D81, E81, F#81, G81, A81, B81, C82, D82, E82, F#82, G82, A82, B82, C83, D83, E83, F#83, G83, A83, B83, C84, D84, E84, F#84, G84, A84, B84, C85, D85, E85, F#85, G85, A85, B85, C86, D86, E86, F#86, G86, A86, B86, C87, D87, E87, F#87, G87, A87, B87, C88, D88, E88, F#88, G88, A88, B88, C89, D89, E89, F#89, G89, A89, B89, C90, D90, E90, F#90, G90, A90, B90, C91, D91, E91, F#91, G91, A91, B91, C92, D92, E92, F#92, G92, A92, B92, C93, D93, E93, F#93, G93, A93, B93, C94, D94, E94, F#94, G94, A94, B94, C95, D95, E95, F#95, G95, A95, B95, C96, D96, E96, F#96, G96, A96, B96, C97, D97, E97, F#97, G97, A97, B97, C98, D98, E98, F#98, G98, A98, B98, C99, D99, E99, F#99, G99, A99, B99, C100, D100, E100, F#100, G100, A100, B100, C101, D101, E101, F#101, G101, A101, B101, C102, D102, E102, F#102, G102, A102, B102, C103, D103, E103, F#103, G103, A103, B103, C104, D104, E104, F#104, G104, A104, B104, C105, D105, E105, F#105, G105, A105, B105, C106, D106, E106, F#106, G106, A106, B106, C107, D107, E107, F#107, G107, A107, B107, C108, D108, E108, F#108, G108, A108, B108, C109, D109, E109, F#109, G109, A109, B109, C110, D110, E110, F#110, G110, A110, B110, C111, D111, E111, F#111, G111, A111, B111, C112, D112, E112, F#112, G112, A112, B112, C113, D113, E113, F#113, G113, A113, B113, C114, D114, E114, F#114, G114, A114, B114, C115, D115, E115, F#115, G115, A115, B115, C116, D116, E116, F#116, G116, A116, B116, C117, D117, E117, F#117, G117, A117, B117, C118, D118, E118, F#118, G118, A118, B118, C119, D119, E119, F#119, G119, A119, B119, C120, D120, E120, F#120, G120, A120, B120, C121, D121, E121, F#121, G121, A121, B121, C122, D122, E122, F#122, G122, A122, B122, C123, D123, E123, F#123, G123, A123, B123, C124, D124, E124, F#124, G124, A124, B124, C125, D125, E125, F#125, G125, A125, B125, C126, D126, E126, F#126, G126, A126, B126, C127, D127, E127, F#127, G127, A127, B127, C128, D128, E128, F#128, G128, A128, B128, C129, D129, E129, F#129, G129, A129, B129, C130, D130, E130, F#130, G130, A130, B130, C131, D131, E131, F#131, G131, A131, B131, C132, D132, E132, F#132, G132, A132, B132, C133, D133, E133, F#133, G133, A133, B133, C134, D134, E134, F#134, G134, A134, B134, C135, D135, E135, F#135, G135, A135, B135, C136, D136, E136, F#136, G136, A136, B136, C137, D137, E137, F#137, G137, A137, B137, C138, D138, E138, F#138, G138, A138, B138, C139, D139, E139, F#139, G139, A139, B139, C140, D140, E140, F#140, G140, A140, B140, C141, D141, E141, F#141, G141, A141, B141, C142, D142, E142, F#142, G142, A142, B142, C143, D143, E143, F#143, G143, A143, B143, C144, D144, E144, F#144, G144, A144, B144, C145, D145, E145, F#145, G145, A145, B145, C146, D146, E146, F#146, G146, A146, B146, C147, D147, E147, F#147, G147, A147, B147, C148, D148, E148, F#148, G148, A148, B148, C149, D149, E149, F#149, G149, A149, B149, C150, D150, E150, F#150, G150, A150, B150, C151, D151, E151, F#151, G151, A151, B151, C152, D152, E152, F#152, G152, A152, B152, C153, D153, E153, F#153, G153, A153, B153, C154, D154, E154, F#154, G154, A154, B154, C155, D155, E155, F#155, G155, A155, B155, C156, D156, E156, F#156, G156, A156, B156, C157, D157, E157, F#157, G157, A157, B157, C158, D158, E158, F#158, G158, A158, B158, C159, D159, E159, F#159, G159, A159, B159, C160, D160, E160, F#160, G160, A160, B160, C161, D161, E161, F#161, G161, A161, B161, C162, D162, E162, F#162, G162, A162, B162, C163, D163, E163, F#163, G163, A163, B163, C164, D164, E164, F#164, G164, A164, B164, C165, D165, E165, F#165, G165, A165, B165, C166, D166, E166, F#166, G166, A166, B166, C167, D167, E167, F#167, G167, A167, B167, C168, D168, E168, F#168, G168, A168, B168, C169, D169, E169, F#169, G169, A169, B169, C170, D170, E170, F#170, G170, A170, B170, C171, D171, E171, F#171, G171, A171, B171, C172, D172, E172, F#172, G172, A172, B172, C173, D173, E173, F#173, G173, A173, B173, C174, D174, E174, F#174, G174, A174, B174, C175, D175, E175, F#175, G175, A175, B175, C176, D176, E176, F#176, G176, A176, B176, C177, D177, E177, F#177, G177, A177, B177, C178, D178, E178, F#178, G178, A178, B178, C179, D179, E179, F#179, G179, A179, B179, C180, D180, E180, F#180, G180, A180, B180, C181, D181, E181, F#181, G181, A181, B181, C182, D182, E182, F#182, G182, A182, B182, C183, D183, E183, F#183, G183, A183, B183, C184, D184, E184, F#184, G184, A184, B184, C185, D185, E185, F#185, G185, A185, B185, C186, D186, E186, F#186, G186, A186, B186, C187, D187, E187, F#187, G187, A187, B187, C188, D188, E188, F#188, G188, A188, B188, C189, D189, E189, F#189, G189, A189, B189, C190, D190, E190, F#190, G190, A190, B190, C191, D191, E191, F#191, G191, A191, B191, C192, D192, E192, F#192, G192, A192, B192, C193, D193, E193, F#193, G193, A193, B193, C194, D194, E194, F#194, G194, A194, B194, C195, D195, E195, F#195, G195, A195, B195, C196, D196, E196, F#196, G196, A196, B196, C197, D197, E197, F#197, G197, A197, B197, C198, D198, E198, F#198, G198, A198, B198, C199, D199, E199, F#199, G199, A199, B199, C200, D200, E200, F#200, G200, A200, B200, C201, D201, E201, F#201, G201, A201, B201, C202, D202, E202, F#202, G202, A202, B202, C203, D203, E203, F#203, G203, A203, B203, C204, D204, E204, F#204, G204, A204, B204, C205, D205, E205, F#205, G205, A205, B205, C206, D206, E206, F#206, G206, A206, B206, C207, D207, E207, F#207, G207, A207, B207, C208, D208, E208, F#208, G208, A208, B208, C209, D209, E209, F#209, G209, A209, B209, C210, D210, E210, F#210, G210, A210, B210, C211, D211, E211, F#211, G211, A211, B211, C212, D212, E212, F#212, G212, A212, B212, C213, D213, E213, F#213, G213, A213, B213, C214, D214, E214, F#214, G214, A214, B214, C215, D215, E215, F#215, G215, A215, B215, C216, D216, E216, F#216, G216, A216, B216, C217, D217, E217, F#217, G217, A217, B217, C218, D218, E218, F#218, G218, A218, B218, C219, D219, E219, F#219, G219, A219, B219, C220, D220, E220, F#220, G220, A220, B220, C221, D221, E221, F#221, G221, A221, B221, C222, D222, E222, F#222, G222, A222, B222, C223, D223, E223, F#223, G223, A223, B223, C224, D224, E224, F#224, G224, A224, B224, C225, D225, E225, F#225, G225, A225, B225, C226, D226, E226, F#226, G226, A226, B226, C227, D227, E227, F#227, G227, A227, B227, C228, D228, E228, F#228, G228, A228, B228, C229, D229, E229, F#229, G229, A229, B229, C230, D230, E230, F#230, G230, A230, B230, C231, D231, E231, F#231, G231, A231, B231, C232, D232, E232, F#232, G232, A232, B232, C233, D233, E233, F#233, G233, A233, B233, C234, D234, E234, F#234, G234, A234, B234, C235, D235, E235, F#235, G235, A235, B235, C236, D236, E236, F#236, G236, A236, B236, C237, D237, E237, F#237, G237, A237, B237, C238, D238, E238, F#238, G238, A238, B238, C239, D239, E239, F#239, G239, A239, B239, C240, D240, E240, F#240, G240, A240, B240, C241, D241, E241, F#241, G241, A241, B241, C242, D242, E242, F#242, G242, A242, B242, C243, D243, E243, F#243, G243, A243, B243, C244, D244, E244, F#244, G244, A244, B244, C245, D245, E245, F#245, G245, A245, B245, C246, D246, E246, F#246, G246, A246, B246, C247, D247, E247, F#247, G247, A247, B247, C248, D248, E248, F#248, G248, A248, B248, C249, D249, E249, F#249, G249, A249, B249, C250, D250, E250, F#250, G250, A250, B250, C251, D251, E251, F#251, G251, A251, B251, C252, D252, E252, F#252, G252, A252, B252, C253, D253, E253, F#253, G253, A253, B253, C254, D254, E254, F#254, G254, A254, B254, C255, D255, E255, F#255, G255, A255, B255, C256, D256, E256, F#256, G256, A256, B256, C257, D257, E257, F#257, G257, A257, B257, C258, D258, E258, F#258, G258, A258, B258, C259, D259, E259, F#259, G259, A259, B259, C260, D260, E260, F#260, G260, A260, B260, C261, D261, E261, F#261, G261, A261, B261, C262, D262, E262, F#262, G262, A262, B262, C263, D263, E263, F#263, G263, A263, B263, C264, D264, E264, F#264, G264, A264, B264, C265, D265, E265, F#265, G265, A265, B265, C266, D266, E266, F#266, G266, A266, B266, C267, D267, E267, F#267, G267, A267, B267, C268, D268, E268, F#268, G268, A268, B268, C269, D269, E269, F#269, G269, A269, B269, C270, D270, E270, F#270, G270, A270, B270, C271, D271, E271, F#271, G271, A271, B271, C272, D272, E272, F#272, G272, A272, B272, C273, D273, E273, F#273, G273, A273, B273, C274, D274, E274, F#274, G274, A274, B274, C275, D275, E275, F#275, G275, A275, B275, C276, D276, E276, F#276, G276, A276, B276, C277, D277, E277, F#277, G277, A277, B277, C278, D278, E278, F#278, G278, A278, B278, C279, D279, E279, F#279, G279, A279, B279, C280, D280, E280, F#280, G280, A280, B280, C281, D281, E281, F#281, G281, A281, B281, C282, D282, E282, F#282, G282, A282, B282, C283, D283, E283, F#283, G283, A283, B283, C284, D284, E284, F#284, G284, A284, B284, C285, D285, E285, F#285, G285, A285, B285, C286, D286, E286, F#286, G286, A286, B286, C287, D287, E287, F#287, G287, A287, B287, C288, D288, E288, F#288, G288, A288, B288, C289, D289, E289, F#289, G289, A289, B289, C290, D290, E290, F#290, G290, A290, B290, C291, D291, E291, F#291, G291, A291, B291, C292, D292, E292, F#292, G292, A292, B292, C293, D293, E293, F#293, G293, A293, B293, C294, D294, E294, F#294, G294, A294, B294, C295, D295, E295, F#295, G295, A295, B295, C296, D296, E296, F#296, G296, A296, B296, C297, D297, E297, F#297, G297, A297, B297, C298, D298, E298, F#298, G298, A298, B298, C299, D299, E299, F#299, G299, A299, B299, C300, D300, E300, F#300, G300, A300, B300, C301, D301, E301, F#301, G301, A301, B301, C302, D302, E302, F#302, G302, A302, B302, C303, D303, E303, F#303, G303, A303, B303, C304, D304, E304, F#304, G304, A304, B304, C305, D305, E305, F#305, G305, A305, B305, C306, D306, E306, F#306, G306, A306, B306, C307, D307, E307, F#307, G307, A307, B307, C308, D308, E308, F#308, G308, A308, B308, C309, D309, E309, F#309, G309, A309, B309, C310, D310, E310, F#310, G310, A310, B310, C311, D311, E311, F#311, G311, A311, B311, C312, D312, E312, F#312, G312, A312, B312, C313, D313, E313, F#313, G313, A313, B313, C314, D314, E314, F#314, G314, A314, B314, C315, D315, E315, F#315, G315, A315, B315, C316, D316, E316, F#316, G316, A316, B316, C317, D317, E317, F#317, G317, A317, B317, C318, D318, E318, F#318, G318, A318, B318, C319, D319, E319, F#319, G319, A319, B319, C320, D320, E320, F#320, G320, A320, B320, C321, D321, E321, F#321, G321, A321, B321, C322, D322, E322, F#322, G322, A322, B322, C323, D323, E323, F#323, G323, A323, B323, C324, D324, E324, F#324, G324, A324, B324, C325, D325, E325, F#325, G325, A325, B325, C326, D326, E326, F#326, G326, A326, B326, C327, D327, E327, F#327, G327, A327, B327, C328, D328, E328, F#328, G328, A328, B328, C329, D329, E329, F#329, G329, A329, B329, C330, D330, E330, F#330, G330, A330, B330, C331, D331, E331, F#331, G331, A331, B331, C332, D332, E332, F#332, G332, A332, B332, C333, D333, E333, F#333, G333, A333, B333, C334, D334, E334, F#334, G334, A334, B334, C335, D335, E335, F#335, G335, A335, B335, C336, D336, E336, F#336, G336, A336, B336, C337, D337, E337, F#337, G337, A337, B337, C338, D338, E338, F#338, G338, A338, B338, C339, D339, E339, F#339, G339, A339, B339, C340, D340, E340, F#340, G340, A340, B340, C341, D341, E341, F#341, G341, A341, B341, C342, D342, E342, F#342, G342, A342, B342, C343, D343, E343, F#343, G343, A343, B343, C344, D344, E344, F#344, G344, A344, B344, C345, D345, E345, F#345, G345, A345, B345, C346, D346, E346, F#346, G346, A346, B346, C347, D347, E347, F#347, G347, A347, B347, C348, D348, E348, F#348, G348, A348, B348, C349, D349, E349, F#349, G349, A349, B349, C350, D350, E350, F#350, G350, A350, B350, C351, D351, E351, F#351, G351, A351, B351, C352, D352, E352, F#352, G352, A352, B352, C353, D353, E353, F#353, G353, A353, B353, C354, D354, E354, F#35

From This D-line



From this D line we can show, Line above and line below.

Space above and space below. That's where pairs of naturals go.





Step, and skip, that's how we play.

treble
D-line

high
hand

● bass
D-line

low
hand

Line to space or line to line.

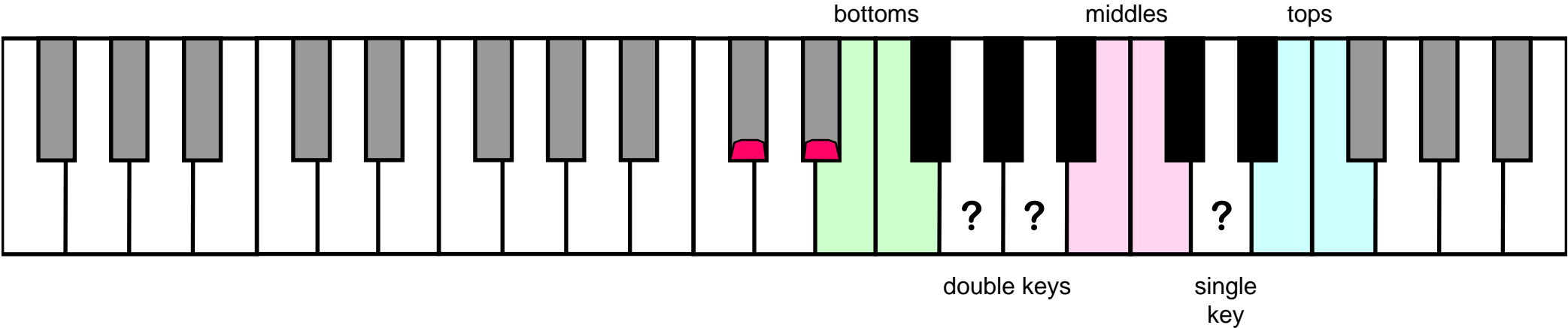
Hands together, also play.

Watch for steps and skips each time.

Cont'ry motion goes this way.



Single Key and Double Keys



Musical notation illustrating fingerings:

- Single key**: A sequence of four notes (C4, C#4, D4, D#4) with a blue vertical line labeled **5** under the first note.
- Double keys**: A sequence of four notes (C4, C#4, D4, D#4) with a blue vertical line labeled **1** under the first note.
- Inside twos**: A sequence of four notes (C4, C#4, D4, D#4) with blue vertical lines under the first, second, third, and fourth notes.
- Inside threes**: A sequence of four notes (C4, C#4, D4, D#4) with blue vertical lines under the first, second, and third notes.

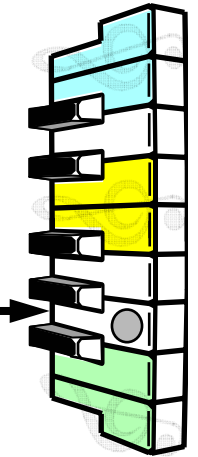
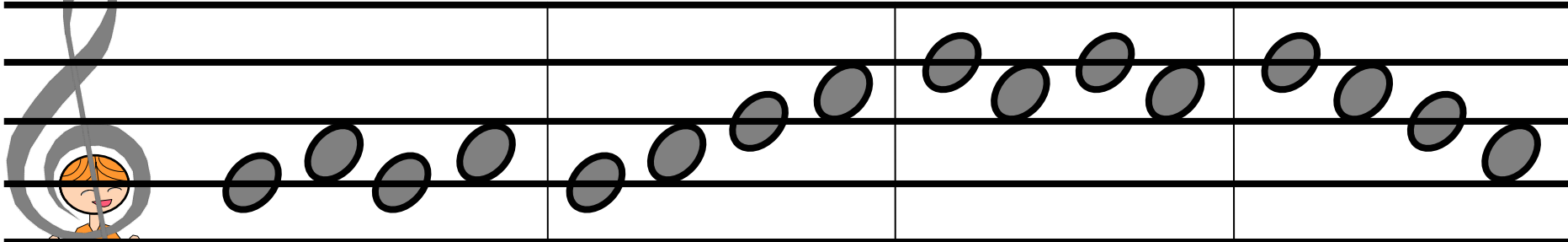


Text labels: **Single key**, **and**, **Double keys**, **Inside twos**, **and**, **inside threes.**

Musical notation illustrating fingerings:

- Double keys**: A sequence of four notes (C4, C#4, D4, D#4) with blue vertical lines under the first, second, third, and fourth notes.
- Inside twos**: A sequence of four notes (C4, C#4, D4, D#4) with blue vertical lines under the first, second, third, and fourth notes.
- Inside threes**: A sequence of four notes (C4, C#4, D4, D#4) with blue vertical lines under the first, second, and third notes.

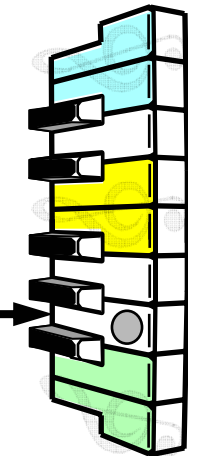
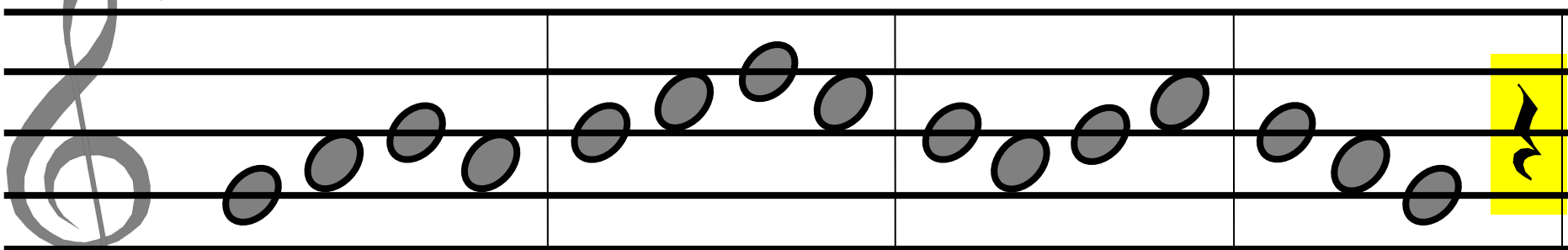
Text labels: **Which keys go between them there?**, **In between goes middle pair.**

White Keys Next Door



Start with doubles, Then step upwards,

End with singles, Next door fingers.



White keys next door, One two three four,

Line, space, line, space, In a row.

From House To Basement

high hand


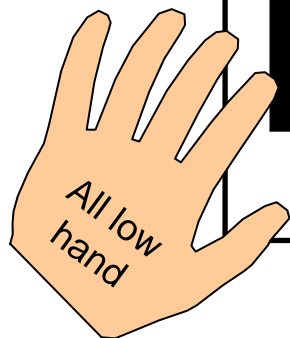
From this mid - dle house we go

To the base - ment down be - low.

low hand

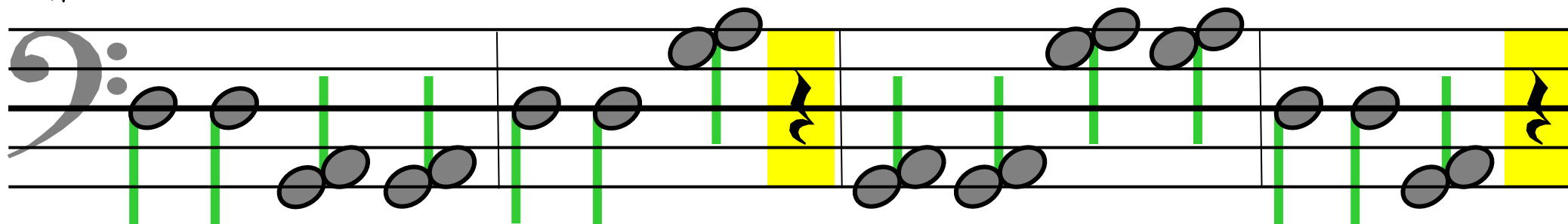
In this base - ment don't for - get Where they hid the al - pha - bet.

D-line, Bottoms, Middles, Tops



D - line, bot - toms, mid - dle, tops.

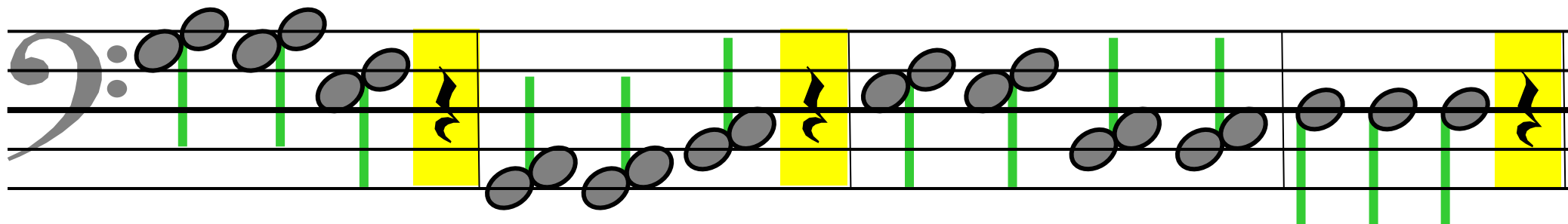
Doub - les at the edge of bass.



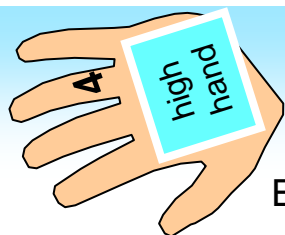
Where are pairs?

Where's their spot?

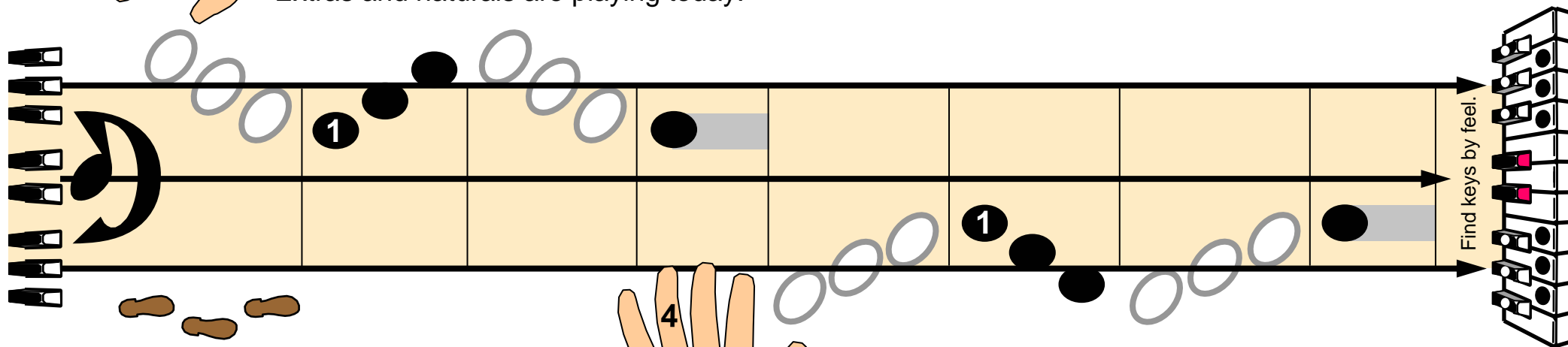
Pairs are next to D - line's place.



Extras and Naturals

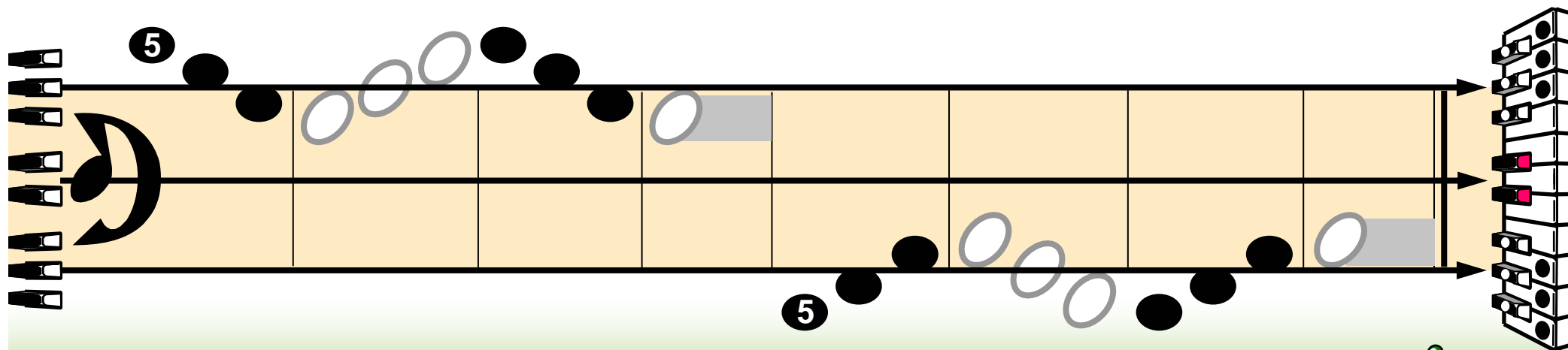


Extras and naturals are playing today.



Extras and naturals are feeling their way.

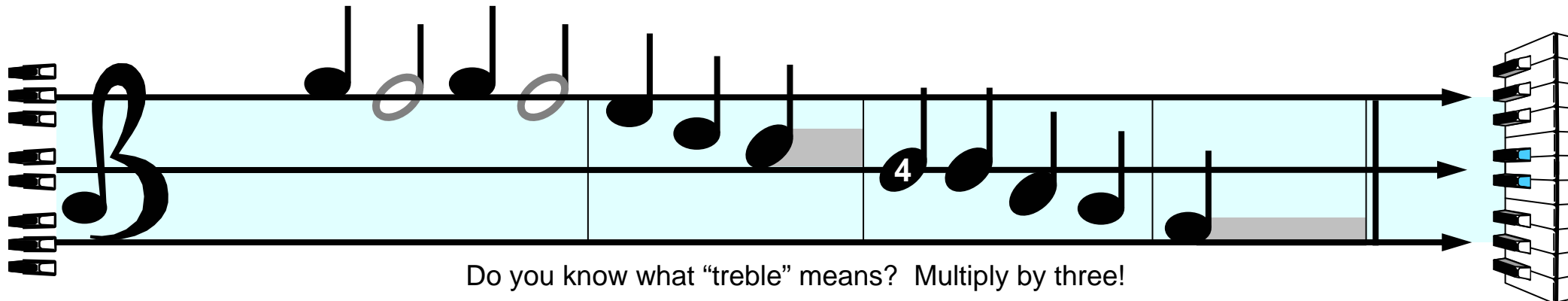
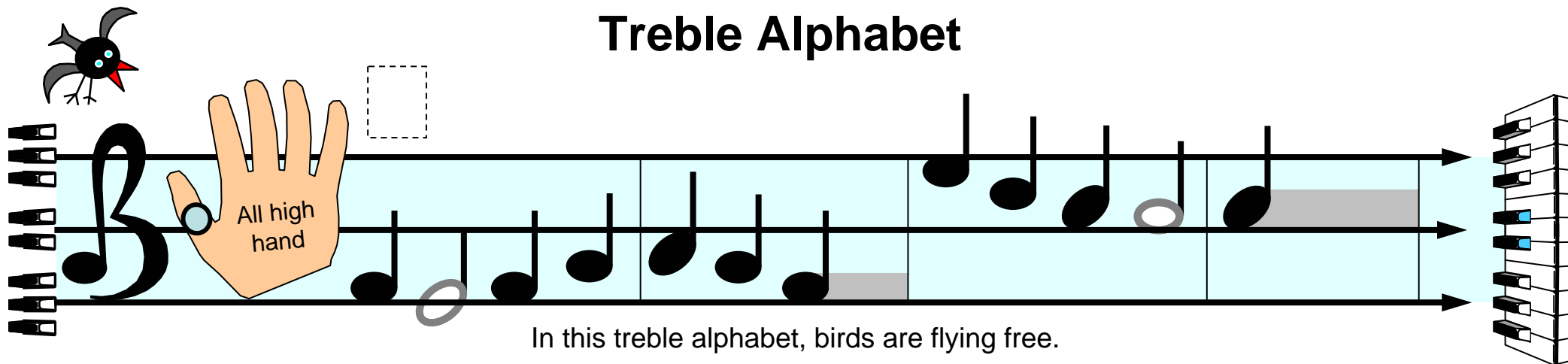
Naturals and extras take turns when they play.



Naturals and extras can all have their say.



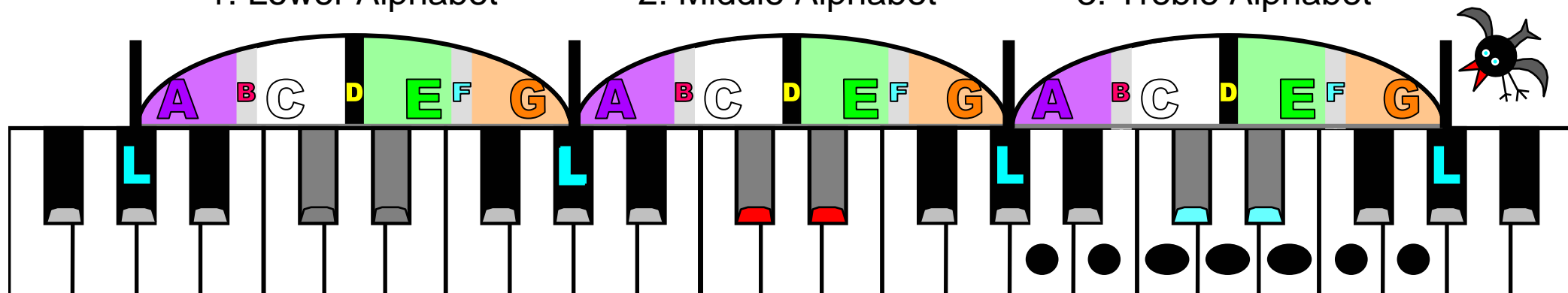
Treble Alphabet



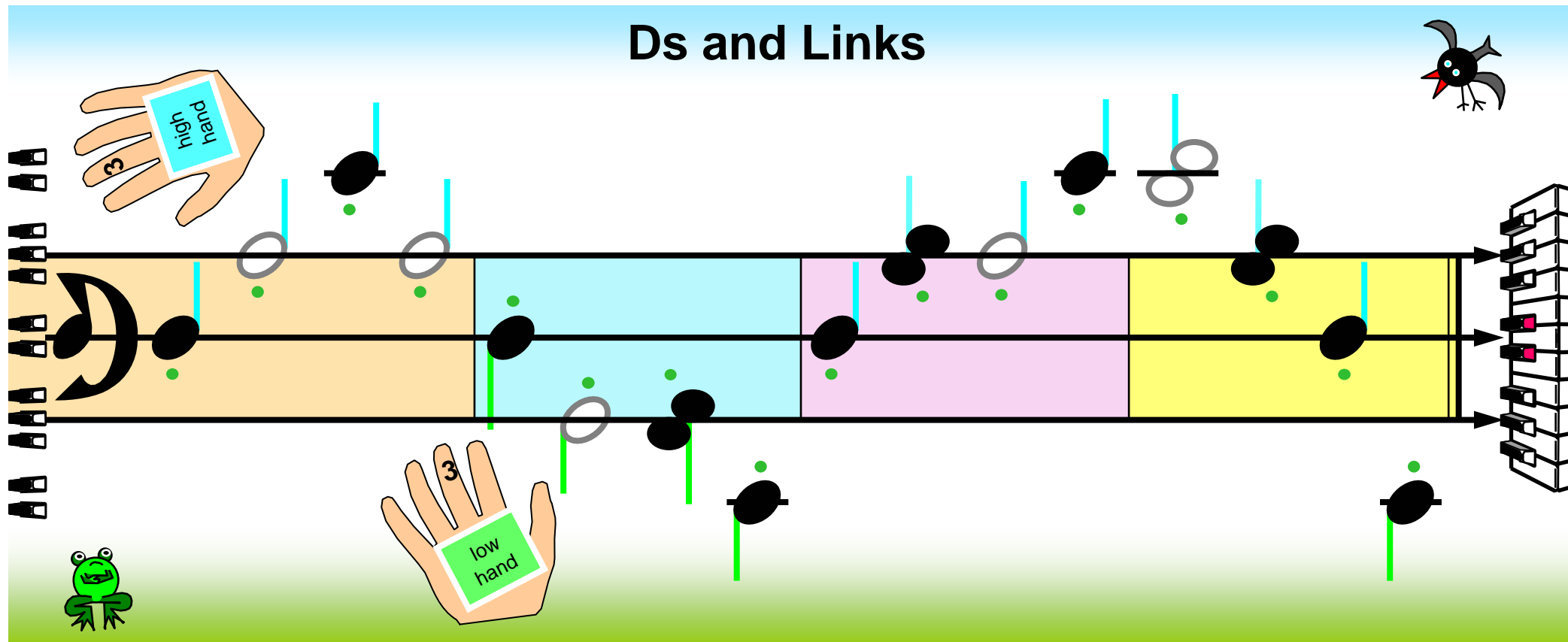
1: Lower Alphabet

2: Middle Alphabet

3: Treble Alphabet

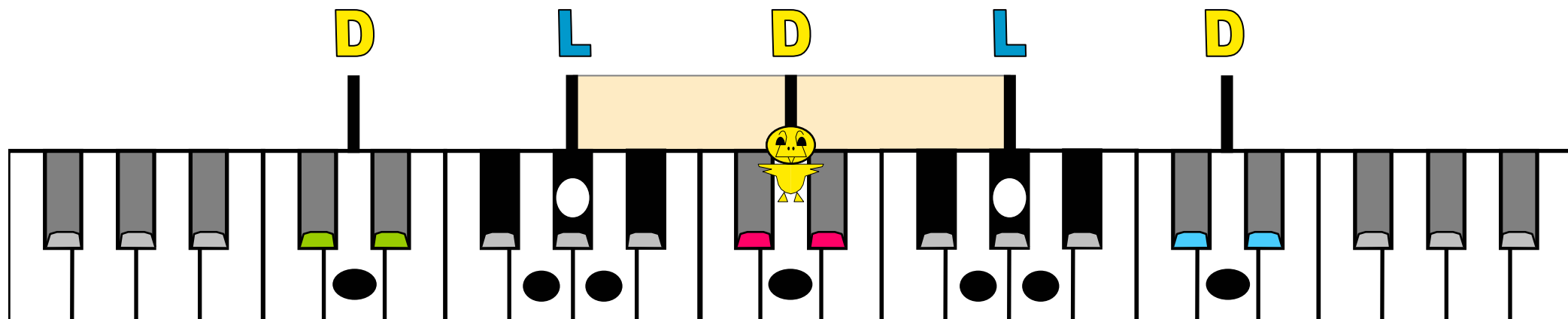


Ds and Links

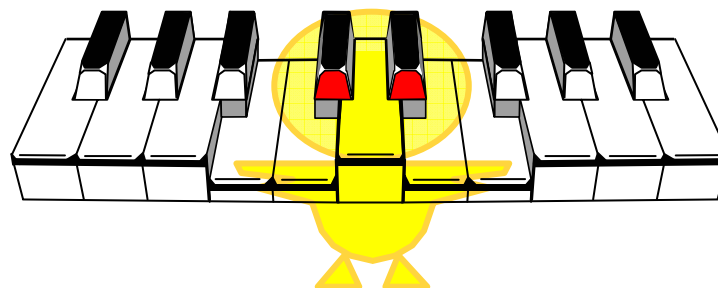


It's a race!

My timings:



Next To This D-line

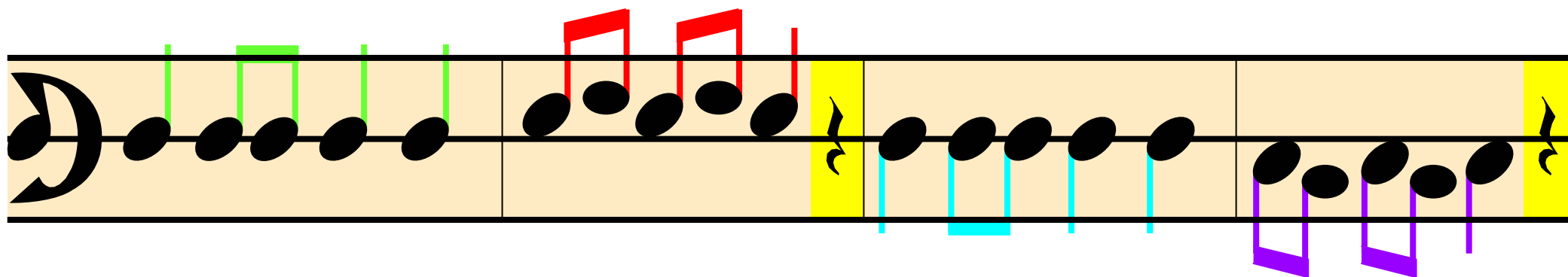


Next to this D line,

Pair of keys above.

Next to this D line,

Pair of keys below.

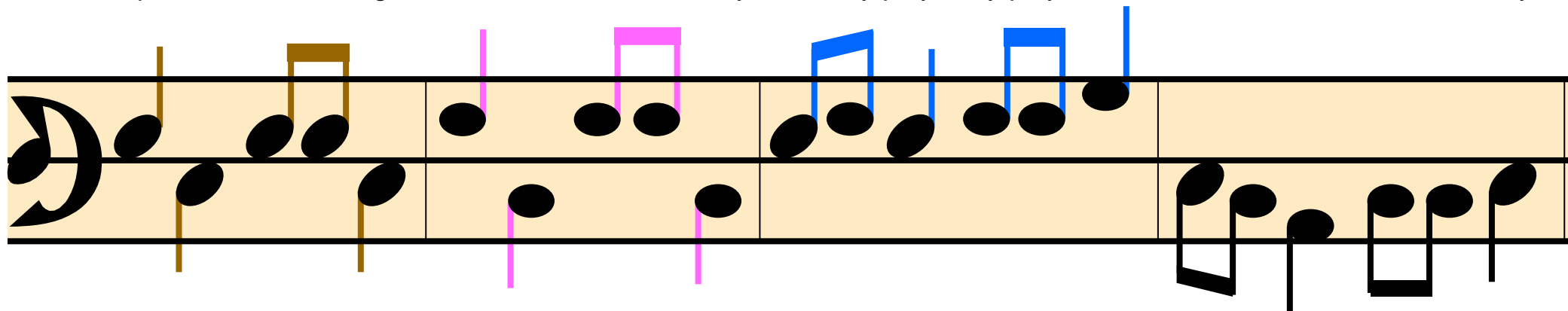


Space notes touching D,

Line notes moved away.


Easy play easy play..

Secret lines, where are they?



The Extras and the Naturals

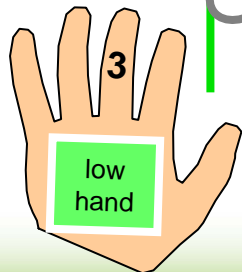
bird



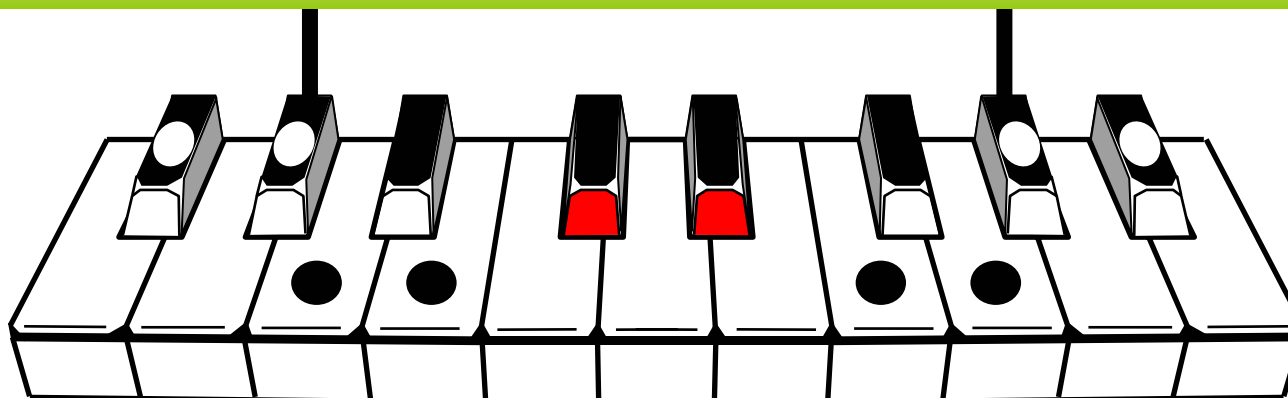
The extras and the naturals, They get along so well.



frog



They don't sound any different, As far as I can tell.



Rain Rain Go Away

Rain rain go away.

Come again some other day.

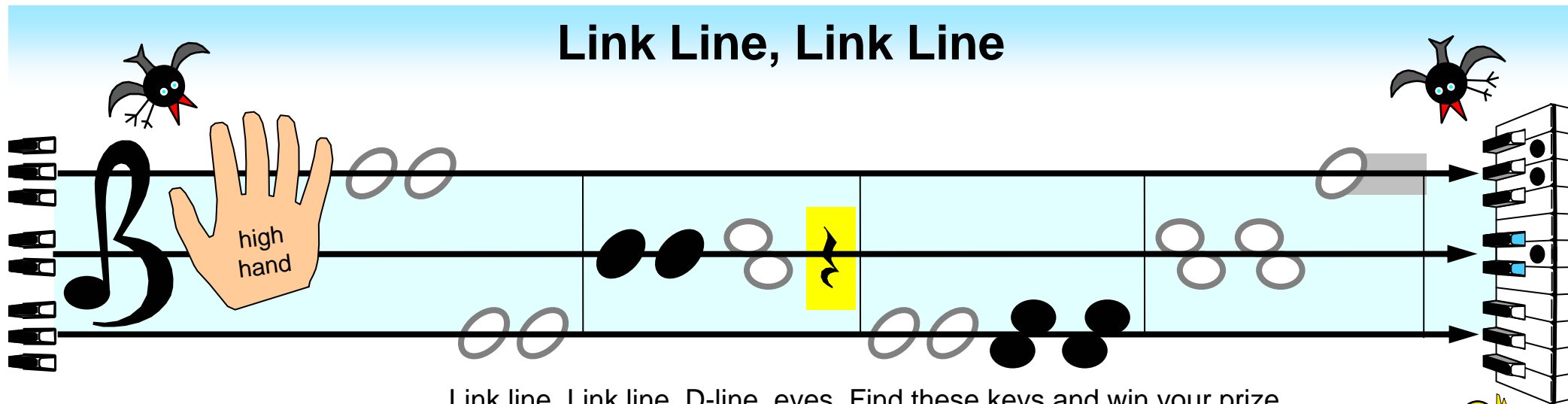
high hand

low hand

Come again some other day.

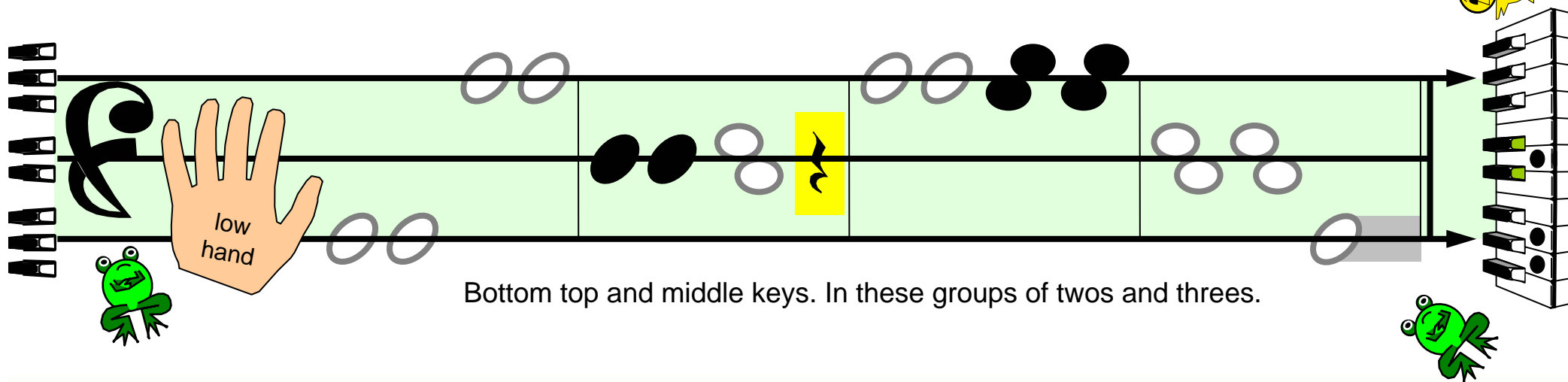
But let it be fine today.

Link Line, Link Line




A musical staff for the high hand, featuring a treble clef and a bat illustration. The staff is divided into four measures. The first measure contains a large treble clef and a hand icon labeled "high hand". The second measure contains two black dots on the middle line and two white circles on the first space. The third measure contains two black dots on the middle line and two black dots on the second space. The fourth measure contains two white circles on the first space and two white circles on the second space. A yellow lightning bolt icon is in the center of the staff. The staff ends with a keyboard illustration.

Link line, Link line, D-line, eyes. Find these keys and win your prize.



A musical staff for the low hand, featuring a bass clef and a frog illustration. The staff is divided into four measures. The first measure contains a large bass clef and a hand icon labeled "low hand". The second measure contains two black dots on the middle line and two white circles on the first space. The third measure contains two black dots on the middle line and two black dots on the second space. The fourth measure contains two white circles on the first space and two white circles on the second space. A yellow lightning bolt icon is in the center of the staff. The staff ends with a keyboard illustration.

Bottom top and middle keys. In these groups of twos and threes.



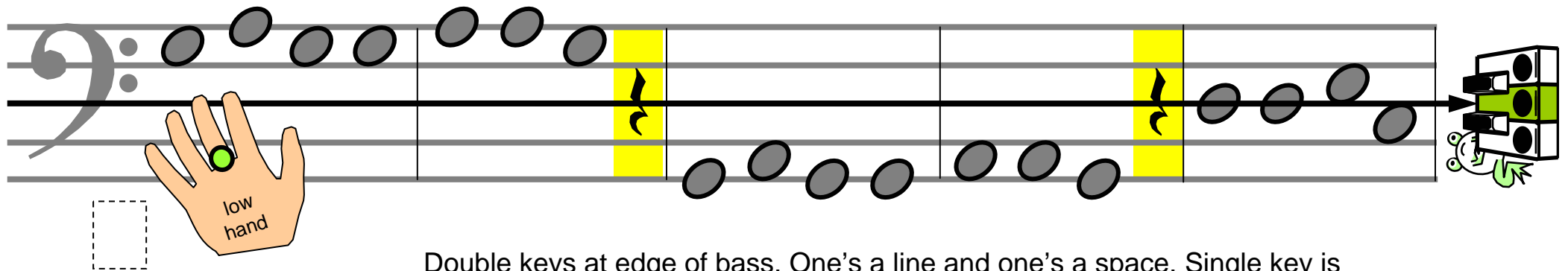
Under D-line

low hand


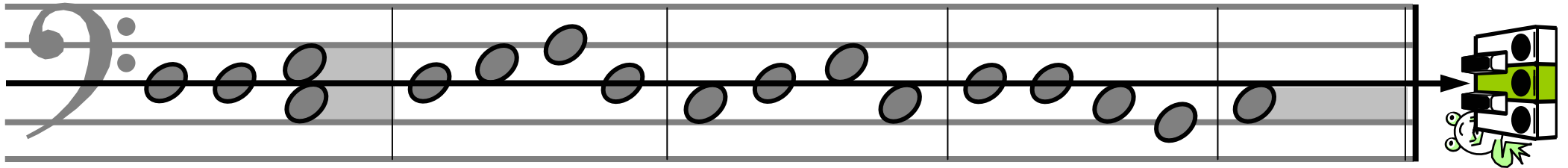
Under D line is this pair, And the other pair is there.
Over D and down below, That's where pairs of naturals go.

low hand

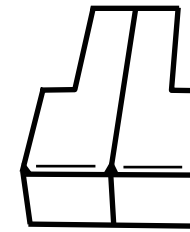
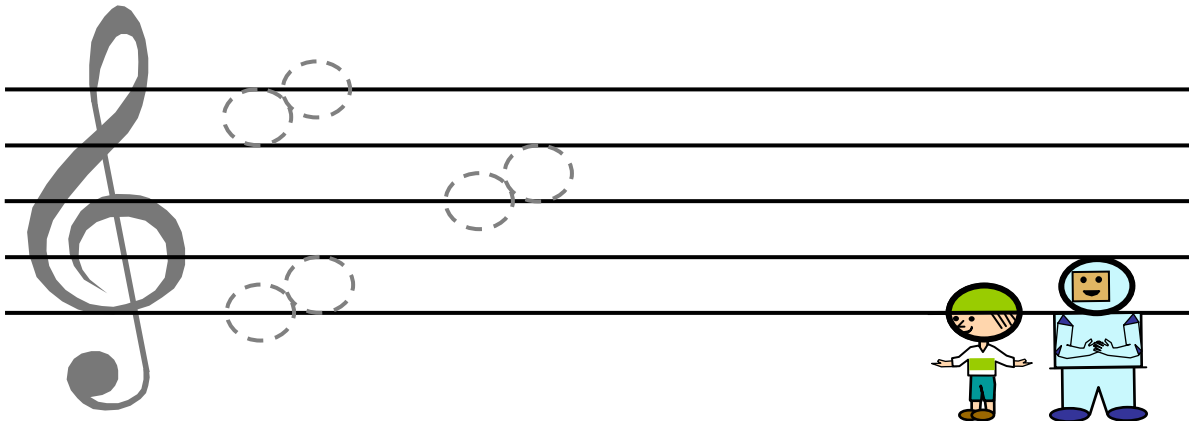
Double Keys At Edge of Bass



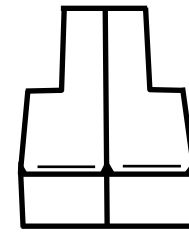
Double keys at edge of bass. One's a line and one's a space. Single key is middle line, And this bass clef looks real fine with all their notes in place.



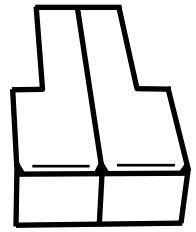
Line and Space




bottom



middle




top



Line and space, Line and space. Which is high - er in each pair?

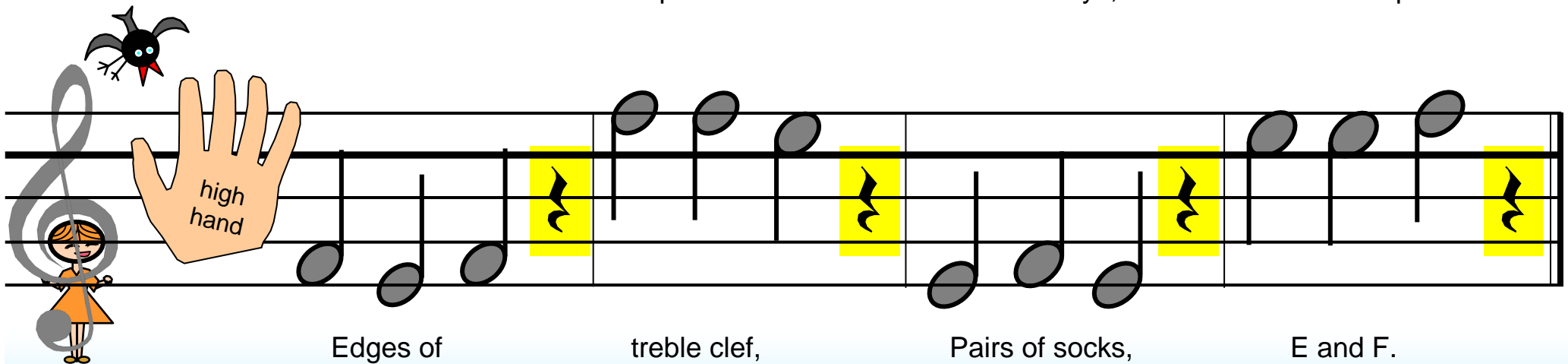
Bot - tom pair, Mid - dle pair, At the top they swap up there.

Bottom and Top



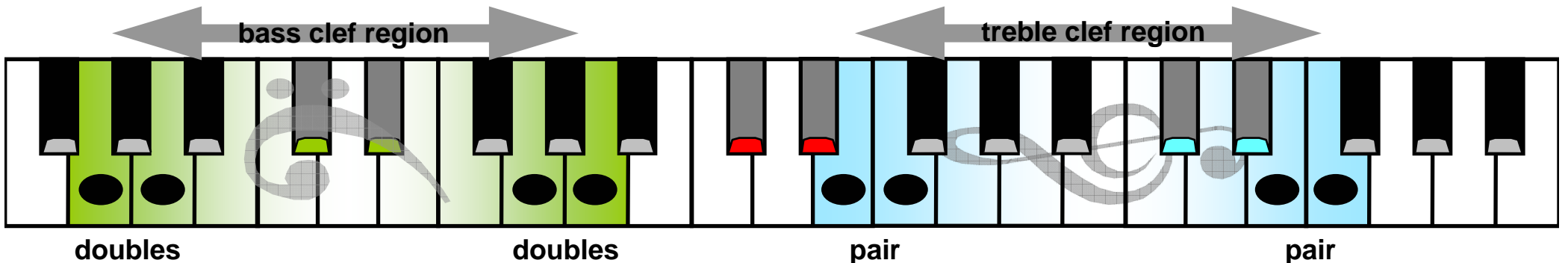
A musical staff for the low hand, featuring a bass clef, a green frog, and a large hand icon labeled "low hand". The staff contains four measures of music. The first measure has notes on the bottom line and space, with a yellow box containing a lightning bolt symbol. The second measure has notes on the top line and space, with a yellow box containing a lightning bolt symbol. The third measure has notes on the bottom line and space, with a yellow box containing a lightning bolt symbol. The fourth measure has notes on the top line and space, with a yellow box containing a lightning bolt symbol.

Bottom and top of bass. Double keys, line and space.



A musical staff for the high hand, featuring a treble clef, a black bat, and a large hand icon labeled "high hand". The staff contains four measures of music. The first measure has notes on the bottom line and space, with a yellow box containing a lightning bolt symbol. The second measure has notes on the top line and space, with a yellow box containing a lightning bolt symbol. The third measure has notes on the bottom line and space, with a yellow box containing a lightning bolt symbol. The fourth measure has notes on the top line and space, with a yellow box containing a lightning bolt symbol.

Edges of treble clef, Pairs of socks, E and F.



A diagram of a piano keyboard showing the bass clef region (left) and the treble clef region (right). The bass clef region is labeled "bass clef region" and the treble clef region is labeled "treble clef region". The keyboard is divided into four sections: "doubles", "doubles", "pair", and "pair". The first two "doubles" sections are green, and the last two "pair" sections are blue. The "doubles" sections are labeled "doubles" and the "pair" sections are labeled "pair".

Don't Let Go!

First play each hand separately.
Then play hands together, but just
the first notes in each bar.

Don't let go, Cling on tight, Ev'-ry time you stop.

The musical score for 'Don't Let Go!' is presented on a grand staff with a treble clef and a bass clef. The treble staff is labeled 'high hand' with a blue '2' and a hand icon. The bass staff is labeled 'low hand' with a green '1' and a hand icon. The score consists of four measures. The first measure includes a cartoon character and a cat. The second measure includes a house with letters F, D, and B. The third measure includes a red circle. The fourth measure includes a yellow circle. The notes are: Treble staff (Measure 1: G4, A4, B4; Measure 2: C5, D5, E5; Measure 3: F5, G5, A5; Measure 4: B5, C6, D6), Bass staff (Measure 1: F2, E2, D2; Measure 2: C2, B1, A1; Measure 3: G1, F1, E1; Measure 4: D1, C1, B0). Fingerings are indicated by numbers 1 and 2. A green arrow points to the first note of the bass staff in the first measure.


While you think, What comes next, Stick to what you've got!

The musical score for 'While you think, What comes next, Stick to what you've got!' is presented on a grand staff with a treble clef and a bass clef. The treble staff is labeled '2' and the bass staff is labeled '1'. The score consists of four measures. The first measure includes a house with letters F, D, and B. The second measure includes a purple circle. The third measure includes a red circle. The fourth measure includes a yellow circle. The notes are: Treble staff (Measure 1: G4, A4, B4; Measure 2: C5, D5, E5; Measure 3: F5, G5, A5; Measure 4: B5, C6, D6), Bass staff (Measure 1: F2, E2, D2; Measure 2: C2, B1, A1; Measure 3: G1, F1, E1; Measure 4: D1, C1, B0). Fingerings are indicated by numbers 1 and 2. A green arrow points to the first note of the bass staff in the first measure.

Stepping

Play each hand separately at first.


Edgeline



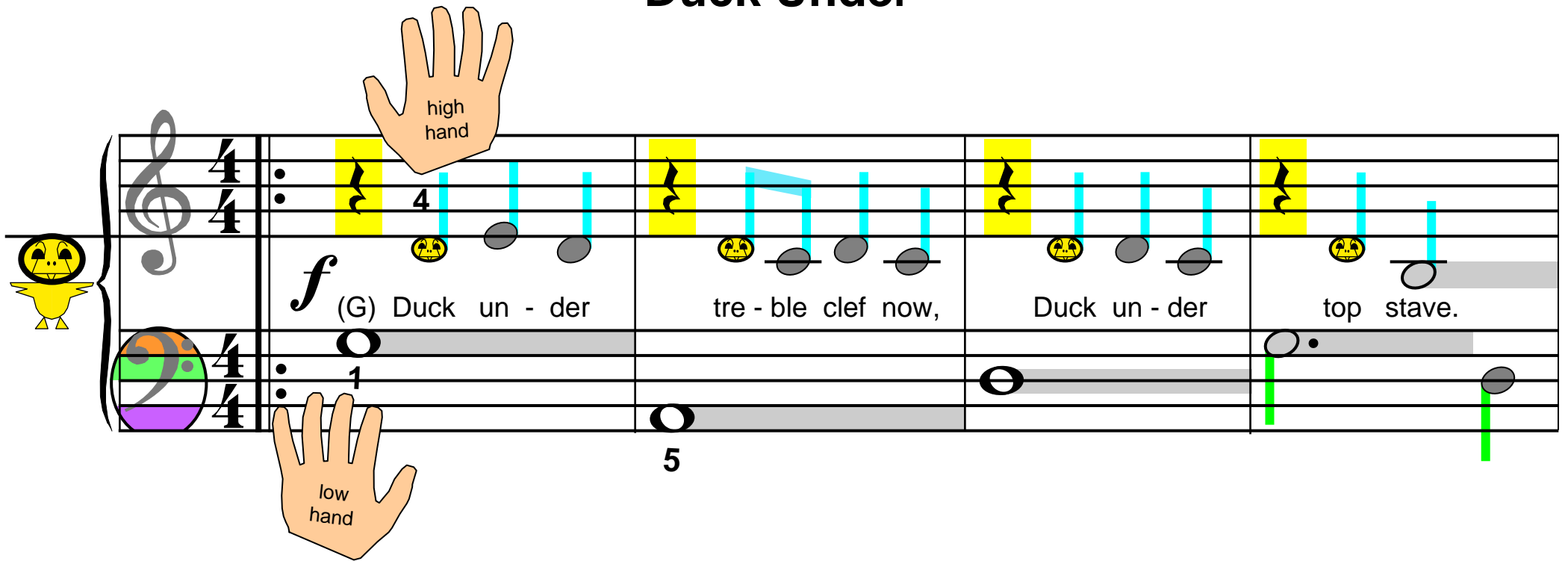
Handwritten musical notation for the Edgeline section. The treble clef staff shows a sequence of notes: a green note on the line (F), followed by three grey notes on the space (D), the line (F), and the space (A). The bass clef staff shows a sequence of notes: a green note on the line (F), followed by three grey notes on the space (D), the line (F), and the space (A). The lyrics are: "Step - ping from the line note to the space next door." The first measure is marked with a green vertical line and a yellow lightning bolt. The second measure is marked with a green vertical line and a yellow lightning bolt. The third measure is marked with a green vertical line and a yellow lightning bolt. The fourth measure is marked with a green vertical line and a yellow lightning bolt.

Handwritten musical notation for the Duck Under section. The treble clef staff shows a sequence of notes: a yellow note on the line (F), followed by three grey notes on the space (D), the line (F), and the space (A). The bass clef staff shows a sequence of notes: a green note on the line (F), followed by three grey notes on the space (D), the line (F), and the space (A). The lyrics are: "Next to ev' - ry space note there's a line for sure." The first measure is marked with a green vertical line and a yellow lightning bolt. The second measure is marked with a green vertical line and a yellow lightning bolt. The third measure is marked with a green vertical line and a yellow lightning bolt. The fourth measure is marked with a green vertical line and a yellow lightning bolt.

Duck Under



Duck Under



high hand

low hand

f (G) Duck un - der

tre - ble clef now,

Duck un - der

top stave.

4

1

5

Detailed description: This block contains the first system of a musical score. It features a grand staff with a treble and bass clef. The treble staff has a key signature of one sharp (F#) and a 4/4 time signature. The bass staff has a key signature of one flat (Bb) and a 4/4 time signature. The score is divided into four measures. The first measure has a treble staff with a quarter rest and a bass staff with a whole note G. The second measure has a treble staff with a quarter rest and a bass staff with a whole note G. The third measure has a treble staff with a quarter rest and a bass staff with a whole note G. The fourth measure has a treble staff with a quarter rest and a bass staff with a whole note G. A cartoon duck is on the left. Hand diagrams show the 'high hand' on the treble staff and the 'low hand' on the bass staff. The lyrics are: (G) Duck un - der, tre - ble clef now, Duck un - der, top stave.

1st time:

2nd time:

Re-mem-ber,

Take a breath now,

Duck un - der that

wave, Al - to - ge - ther now:

wave, quick!

G

G

Detailed description: This block contains the second system of the musical score. It features a grand staff with a treble and bass clef. The treble staff has a key signature of one sharp (F#) and a 4/4 time signature. The bass staff has a key signature of one flat (Bb) and a 4/4 time signature. The score is divided into five measures. The first measure has a treble staff with a quarter rest and a bass staff with a whole note G. The second measure has a treble staff with a quarter rest and a bass staff with a whole note G. The third measure has a treble staff with a quarter rest and a bass staff with a whole note G. The fourth measure has a treble staff with a quarter rest and a bass staff with a whole note G. The fifth measure has a treble staff with a quarter rest and a bass staff with a whole note G. A cartoon duck is on the left. Hand diagrams show the 'high hand' on the treble staff and the 'low hand' on the bass staff. The lyrics are: Re-mem-ber, Take a breath now, Duck un - der that, wave, Al - to - ge - ther now:, wave, quick! The notes G are marked in the treble staff.

Touch That Line Or Not

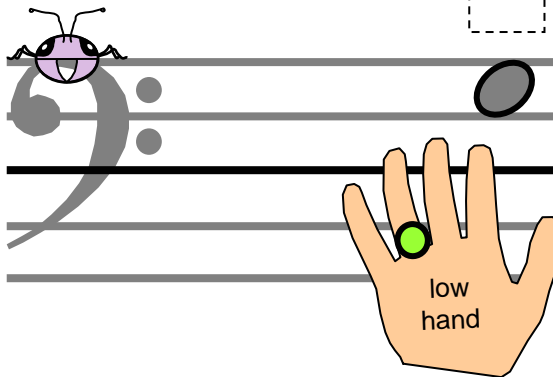
Question we get asked a lot, Does it touch that line or not?

The diagram illustrates the concept of 'Touch That Line Or Not' for piano playing. It features two staves: a top staff for the 'high hand' (labeled '3' and 'high hand' in a blue box) and a bottom staff for the 'low hand' (labeled '3' and 'low hand' in a green box). The high hand staff has a light blue background and contains musical notes with stems that either touch or cross the top line. The low hand staff has a light green background and contains musical notes with stems that either touch or cross the bottom line. To the right of the staves is a vertical representation of a piano keyboard. A black bird is perched on the top right, and a green frog is at the bottom right.

Know which natural key to play, Close to link or moved away.

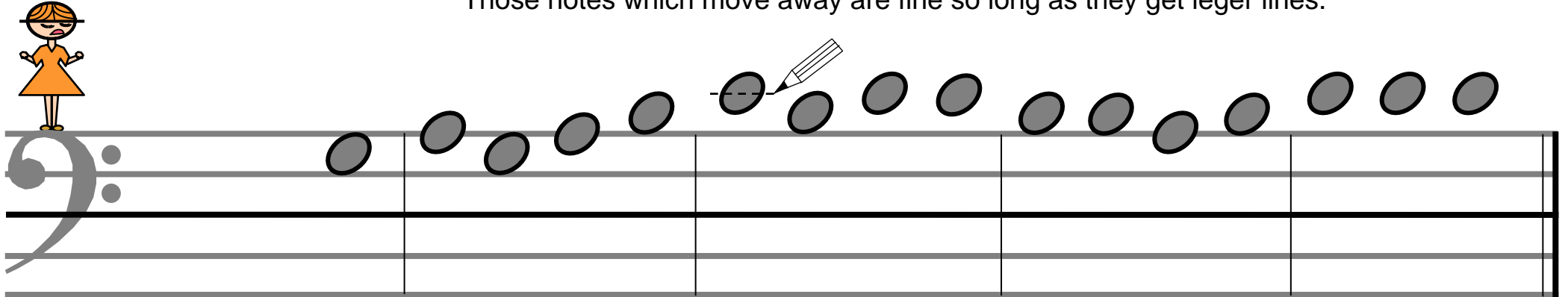
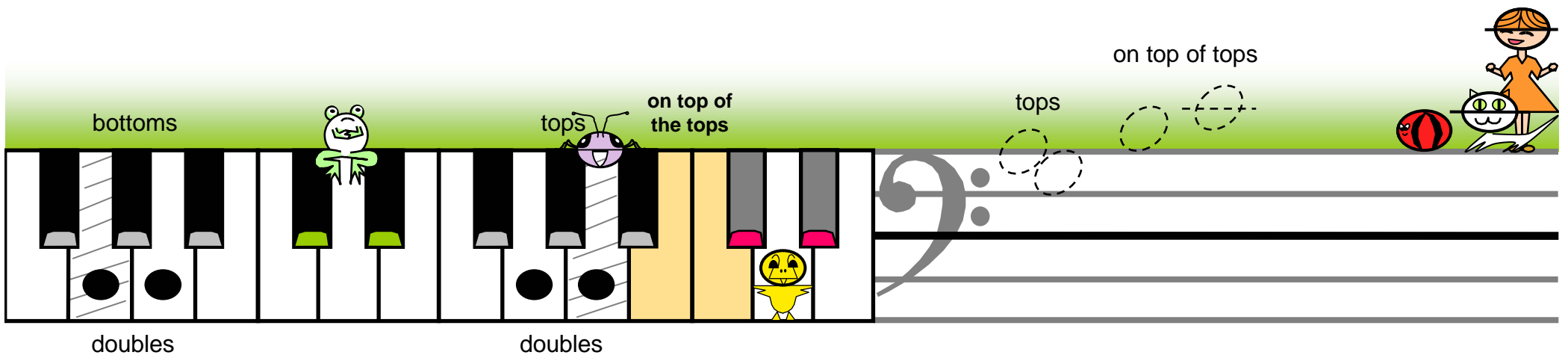
The diagram shows a close-up of piano keys. Two specific keys are highlighted with the label 'link line' pointing to them. The keys are white with black dots. A green frog is on the left, and a black bird is on the right. The background is a gradient from green to blue.

Leger Lines



The top line of this bass clef, and notes on top of tops.

Those notes which move away are fine so long as they get leger lines.

bottoms

doubles

doubles

tops

on top of the tops

on top of tops

tops

Natural Chords

high hand

low hand

treble D

bass D

D - line, touch - ing, moved a - way.

D - line, touch - ing, moved a - way.

D - line, touch - ing, moved a - way.


Nat - ural chords we all can play.

The image displays two systems of musical notation for guitar. Each system consists of a piano staff (treble and bass clefs) and a guitar staff (treble and bass clefs). The piano staves show fingerings for the right hand (labeled 'high hand' with a bat icon) and left hand (labeled 'low hand' with a frog icon). The guitar staves show fingerings for the right hand (labeled 'treble D') and left hand (labeled 'bass D'). The lyrics are written below the guitar staves. The first system covers the first two measures of the song, and the second system covers the next two measures.

Measure	Piano Treble	Piano Bass	Guitar Treble	Guitar Bass	Lyrics
1	Finger 3 on D4	Finger 3 on D3	Finger 1 on D4	Finger 1 on D3	D - line, touch - ing,
2	Finger 3 on D4	Finger 3 on D3	Finger 1 on D4	Finger 1 on D3	moved a - way.
3	Finger 3 on D4	Finger 3 on D3	Finger 1 on D4	Finger 1 on D3	D - line, touch - ing,
4	Finger 3 on D4	Finger 3 on D3	Finger 1 on D4	Finger 1 on D3	moved a - way.
5	Finger 3 on D4	Finger 3 on D3	Finger 1 on D4	Finger 1 on D3	D - line, touch - ing,
6	Finger 3 on D4	Finger 3 on D3	Finger 1 on D4	Finger 1 on D3	moved a - way.
7	Finger 3 on D4	Finger 3 on D3	Finger 1 on D4	Finger 1 on D3	Nat - ural chords we
8	Finger 3 on D4	Finger 3 on D3	Finger 1 on D4	Finger 1 on D3	all can play.

Bassline Boogie Song

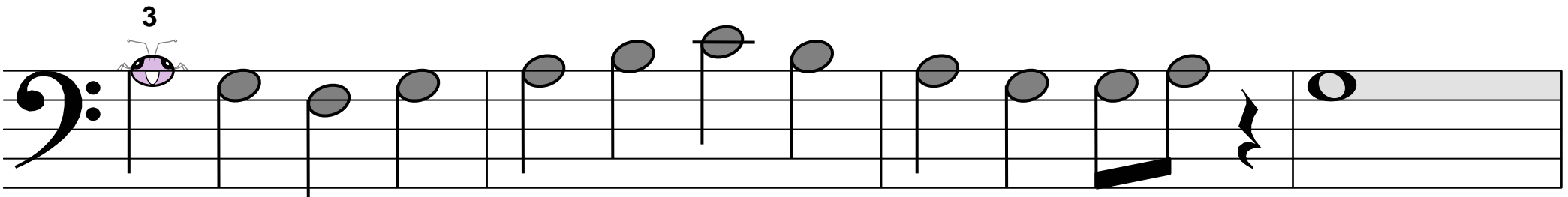
1



One two three four, One two three four, Bass - line Boo - gie Song ...

Detailed description: This musical staff begins with a bass clef and a cat icon on the first note (G2). The melody consists of quarter notes: G2, A2, B2, C3, D3, E3, F3, G3, A3, B3, C4, D4, E4, F4, G4. The staff is divided into measures by vertical bar lines. The lyrics are placed below the staff, aligned with the notes. The final measure contains a whole note G4, which is highlighted with a grey background.


3



One two three four, One two three four, Bass - line Boo - gie Song ...

Detailed description: This musical staff begins with a bass clef and a bee icon on the first note (G2). The melody consists of quarter notes: G2, A2, B2, C3, D3, E3, F3, G3, A3, B3, C4, D4, E4, F4, G4. The staff is divided into measures by vertical bar lines. The lyrics are placed below the staff, aligned with the notes. The final measure contains a whole note G4, which is highlighted with a grey background.

2



Bass - line Boo - gie, Bass - line Boo - gie, Bass - line Boo - gie Song.

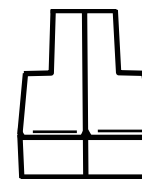
Detailed description: This musical staff begins with a bass clef and a ball icon on the first note (G2). The melody consists of quarter notes: G2, A2, B2, C3, D3, E3, F3, G3, A3, B3, C4, D4, E4, F4, G4. The staff is divided into measures by vertical bar lines. The lyrics are placed below the staff, aligned with the notes. The final measure contains a whole note G4, which is highlighted with a grey background.



Pairs of Socks



bottoms



middles



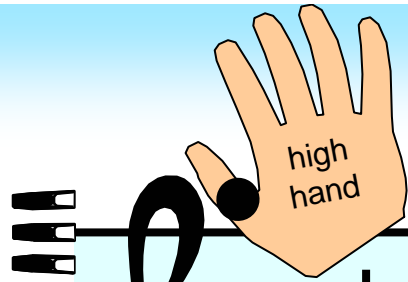
tops

Pairs of socks, on the line. One pair's yours, one pair's mine.

In the middle, one more pair. Some - one else left them there.

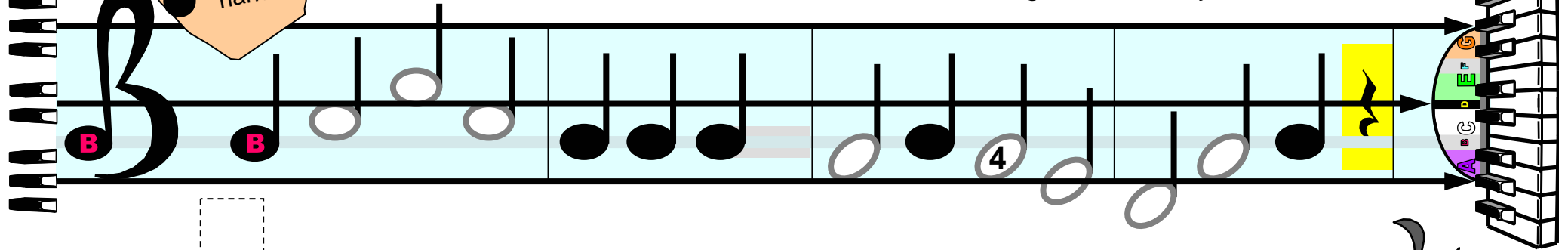
If you lose one sock then hey, Throw the o - ther sock a - way!

Bird Clef Shows B




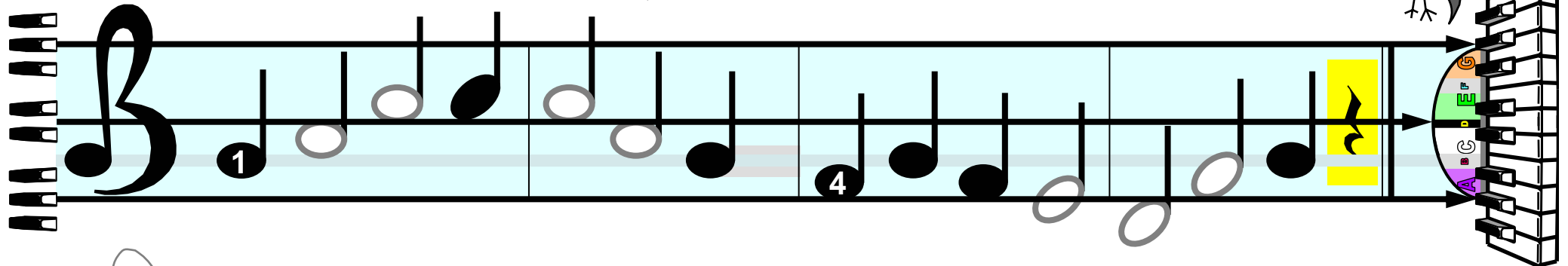
Bird clef shows this note for B,

At the edge of black keys three.

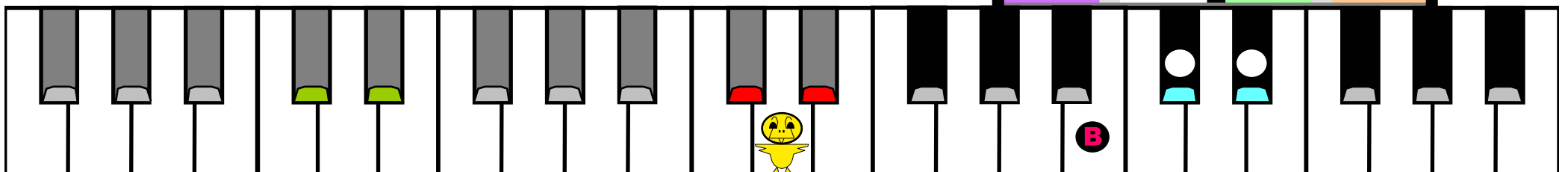


On that line no one can see,

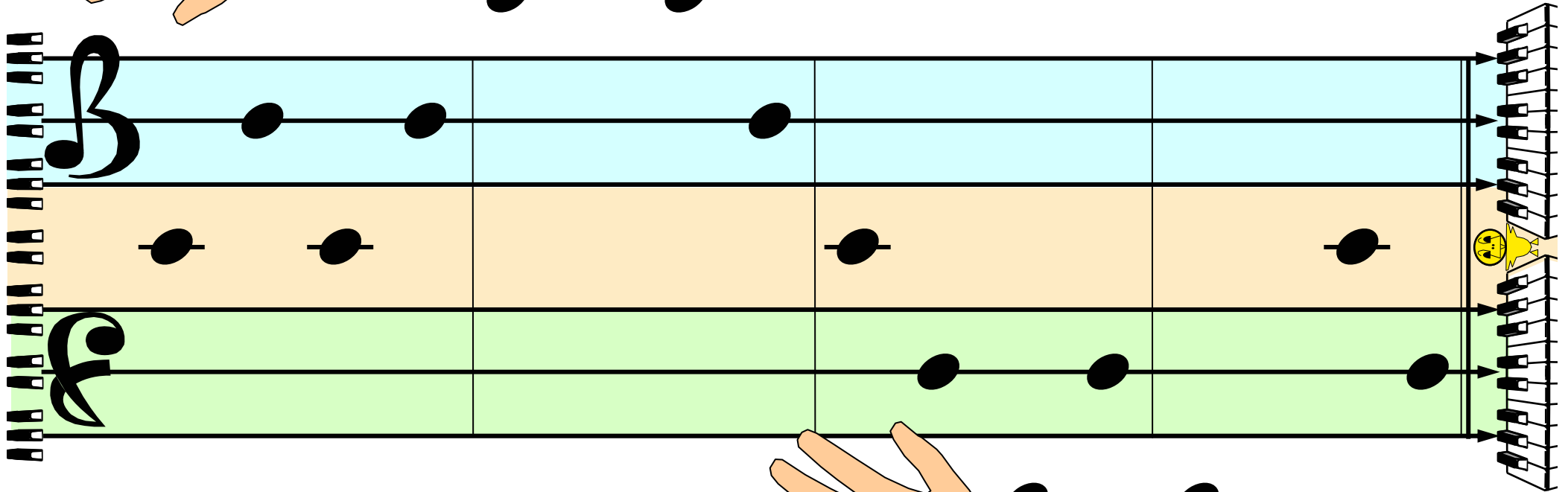
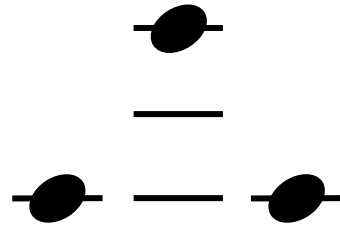

Se - cond bot - tom let - ter B.





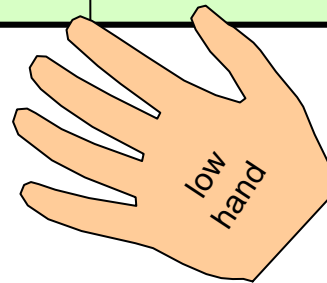
Treble Alphabet



All D-lines



It's a race!
My timings:



Touch This Line

Touch this D line, break away. Skip across this line today.

The diagram illustrates a piano exercise for both hands. It features two musical staves, one for the 'Higher' hand (treble clef) and one for the 'Lower' hand (bass clef). The 'Higher' staff is light blue and contains a sequence of black oval notes starting on the D line, moving up to the G line, and then back down to the D line. The 'Lower' staff is light green and contains a sequence of black oval notes starting on the D line, moving down to the G line, and then back up to the D line. Both staves are divided into four measures. To the left of the staves are two keyboard diagrams. The top keyboard diagram shows the 'Higher' hand position, with the third finger (labeled '3') touching the D key. The bottom keyboard diagram shows the 'Lower' hand position, with the third finger (labeled '3') touching the D key. To the right of the staves are two keyboard diagrams. The top keyboard diagram shows the 'Higher' hand position, with the third finger (labeled '3') touching the D key. The bottom keyboard diagram shows the 'Lower' hand position, with the third finger (labeled '3') touching the D key. The text 'Touch this D line, break away. Skip across this line today.' is written above the staves. The text 'In this hand that we call low, fingers go the other way.' is written below the staves. The text 'If you play together now, everyone will shout hooray!' is written at the bottom.

high hand

3

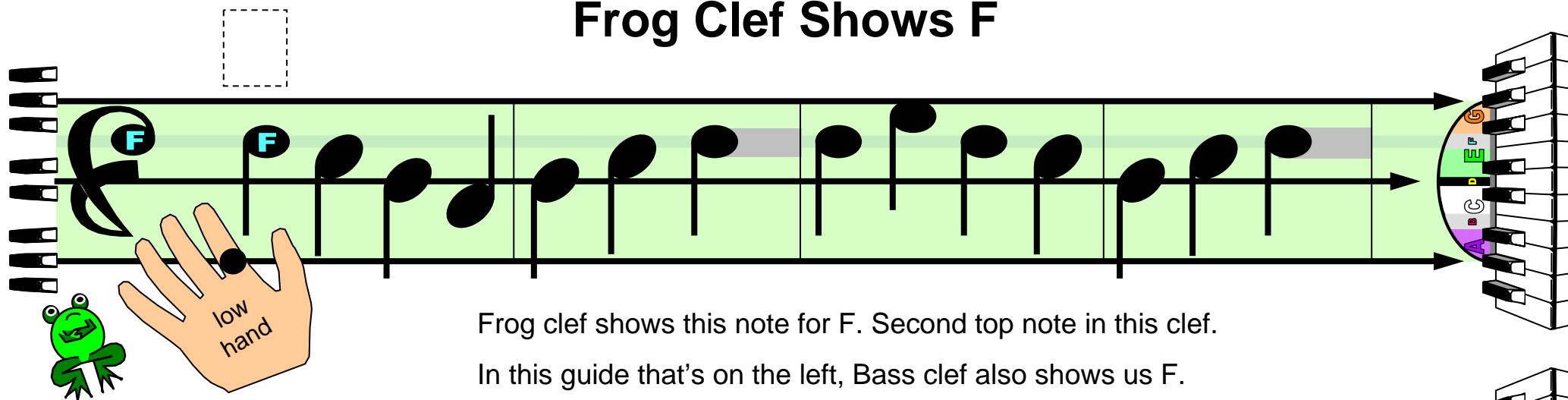
Higher

Lower

In this hand that we call low, fingers go the other way.

If you play together now, everyone will shout hooray!


Frog Clef Shows F



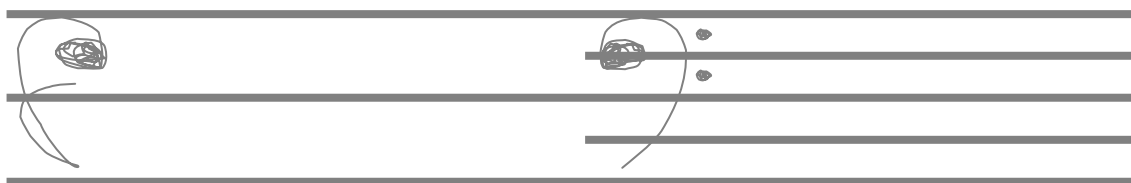
F

low hand


Frog clef shows this note for F. Second top note in this clef.
In this guide that's on the left, Bass clef also shows us F.



F



Bass Alphabet



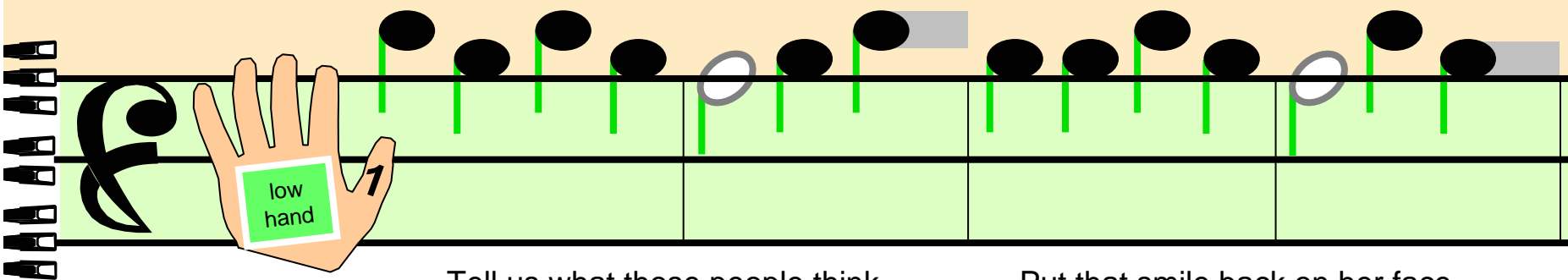
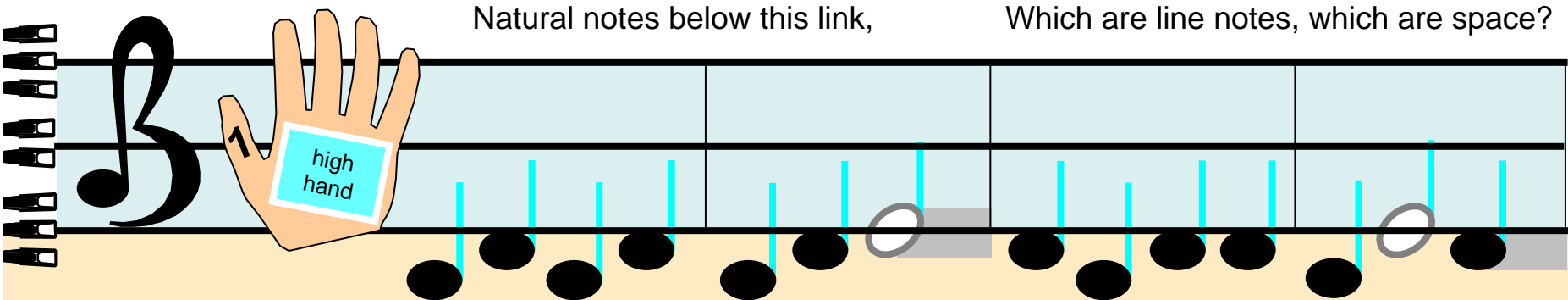
A B C D E F G

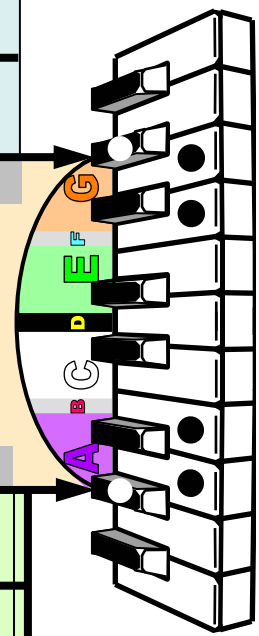
F

Which Are Lines, Space

Natural notes below this link,

Which are line notes, which are space?



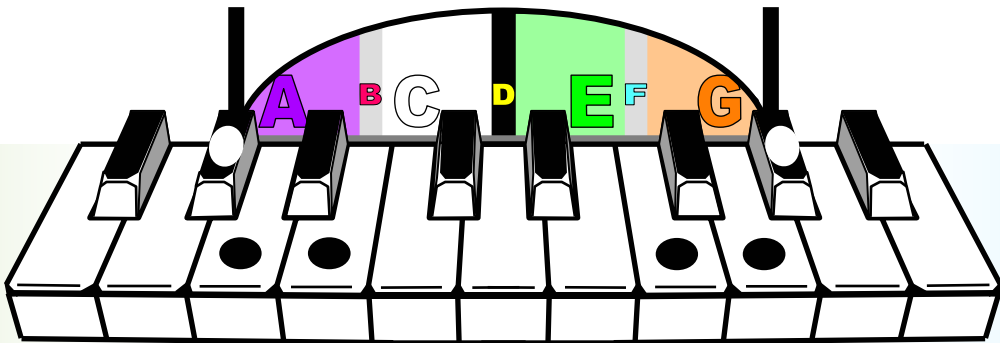







Tell us what those people think.

Put that smile back on her face.





Jingle Bells

The main musical score consists of three staves. The top staff is a single line with a treble clef. The middle staff is a single line with a treble clef. The bottom staff is a single line with a treble clef. The score is divided into measures. The first measure contains a blue eighth note. The second measure contains a blue eighth note. The third measure contains a blue eighth note. The fourth measure contains a blue eighth note. The fifth measure contains a blue eighth note. The sixth measure contains a blue eighth note. The seventh measure contains a blue eighth note. The eighth measure contains a blue eighth note. The ninth measure contains a blue eighth note. The tenth measure contains a blue eighth note. The eleventh measure contains a blue eighth note. The twelfth measure contains a blue eighth note. The thirteenth measure contains a blue eighth note. The fourteenth measure contains a blue eighth note. The fifteenth measure contains a blue eighth note. The sixteenth measure contains a blue eighth note. The seventeenth measure contains a blue eighth note. The eighteenth measure contains a blue eighth note. The nineteenth measure contains a blue eighth note. The twentieth measure contains a blue eighth note. The twenty-first measure contains a blue eighth note. The twenty-second measure contains a blue eighth note. The twenty-third measure contains a blue eighth note. The twenty-fourth measure contains a blue eighth note. The twenty-fifth measure contains a blue eighth note. The twenty-sixth measure contains a blue eighth note. The twenty-seventh measure contains a blue eighth note. The twenty-eighth measure contains a blue eighth note. The twenty-ninth measure contains a blue eighth note. The thirtieth measure contains a blue eighth note. The thirty-first measure contains a blue eighth note. The thirty-second measure contains a blue eighth note. The thirty-third measure contains a blue eighth note. The thirty-fourth measure contains a blue eighth note. The thirty-fifth measure contains a blue eighth note. The thirty-sixth measure contains a blue eighth note. The thirty-seventh measure contains a blue eighth note. The thirty-eighth measure contains a blue eighth note. The thirty-ninth measure contains a blue eighth note. The fortieth measure contains a blue eighth note. The forty-first measure contains a blue eighth note. The forty-second measure contains a blue eighth note. The forty-third measure contains a blue eighth note. The forty-fourth measure contains a blue eighth note. The forty-fifth measure contains a blue eighth note. The forty-sixth measure contains a blue eighth note. The forty-seventh measure contains a blue eighth note. The forty-eighth measure contains a blue eighth note. The forty-ninth measure contains a blue eighth note. The fiftieth measure contains a blue eighth note. The fifty-first measure contains a blue eighth note. The fifty-second measure contains a blue eighth note. The fifty-third measure contains a blue eighth note. The fifty-fourth measure contains a blue eighth note. The fifty-fifth measure contains a blue eighth note. The fifty-sixth measure contains a blue eighth note. The fifty-seventh measure contains a blue eighth note. The fifty-eighth measure contains a blue eighth note. The fifty-ninth measure contains a blue eighth note. The sixtieth measure contains a blue eighth note. The sixty-first measure contains a blue eighth note. The sixty-second measure contains a blue eighth note. The sixty-third measure contains a blue eighth note. The sixty-fourth measure contains a blue eighth note. The sixty-fifth measure contains a blue eighth note. The sixty-sixth measure contains a blue eighth note. The sixty-seventh measure contains a blue eighth note. The sixty-eighth measure contains a blue eighth note. The sixty-ninth measure contains a blue eighth note. The seventieth measure contains a blue eighth note. The seventy-first measure contains a blue eighth note. The seventy-second measure contains a blue eighth note. The seventy-third measure contains a blue eighth note. The seventy-fourth measure contains a blue eighth note. The seventy-fifth measure contains a blue eighth note. The seventy-sixth measure contains a blue eighth note. The seventy-seventh measure contains a blue eighth note. The seventy-eighth measure contains a blue eighth note. The seventy-ninth measure contains a blue eighth note. The eightieth measure contains a blue eighth note. The eighty-first measure contains a blue eighth note. The eighty-second measure contains a blue eighth note. The eighty-third measure contains a blue eighth note. The eighty-fourth measure contains a blue eighth note. The eighty-fifth measure contains a blue eighth note. The eighty-sixth measure contains a blue eighth note. The eighty-seventh measure contains a blue eighth note. The eighty-eighth measure contains a blue eighth note. The eighty-ninth measure contains a blue eighth note. The ninetieth measure contains a blue eighth note. The ninety-first measure contains a blue eighth note. The ninety-second measure contains a blue eighth note. The ninety-third measure contains a blue eighth note. The ninety-fourth measure contains a blue eighth note. The ninety-fifth measure contains a blue eighth note. The ninety-sixth measure contains a blue eighth note. The ninety-seventh measure contains a blue eighth note. The ninety-eighth measure contains a blue eighth note. The ninety-ninth measure contains a blue eighth note. The hundredth measure contains a blue eighth note.

high hand

low hand

Jingle bells, jingle bells, Jingle all the way.

Oh what fun it is to ride

1

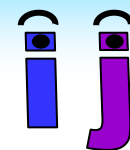
repeat

In a one horse open sleigh, Hey!

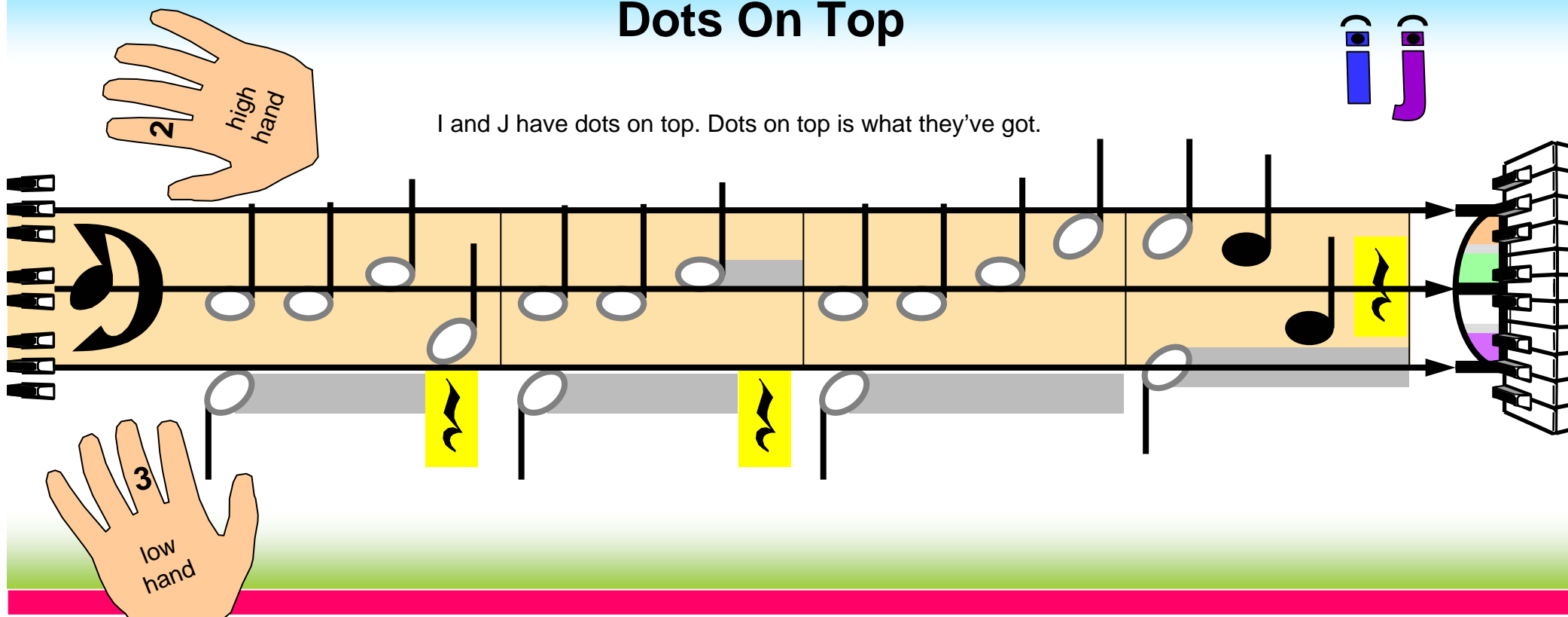
2

In a one horse open sleigh, Hey!

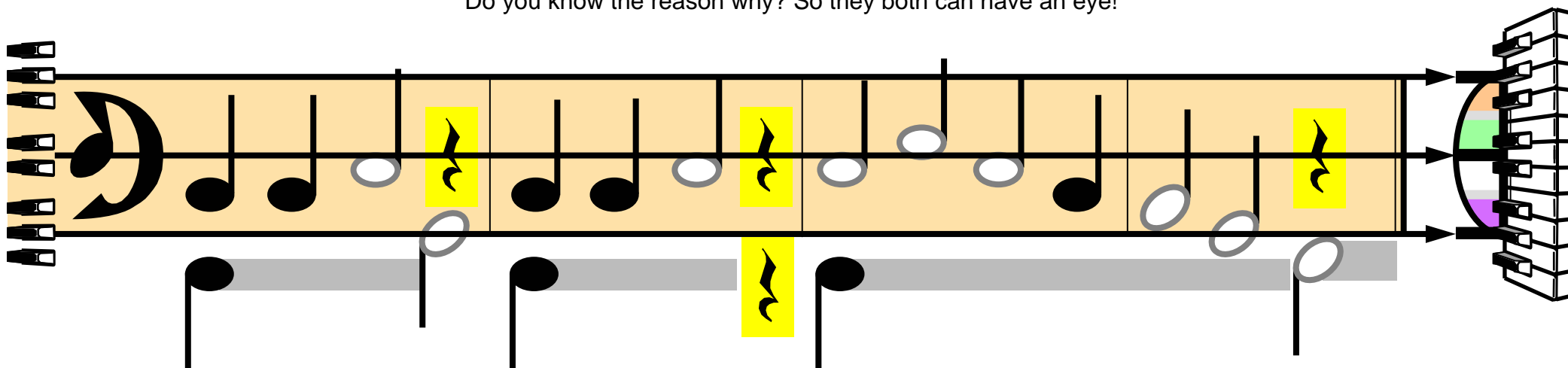
Dots On Top



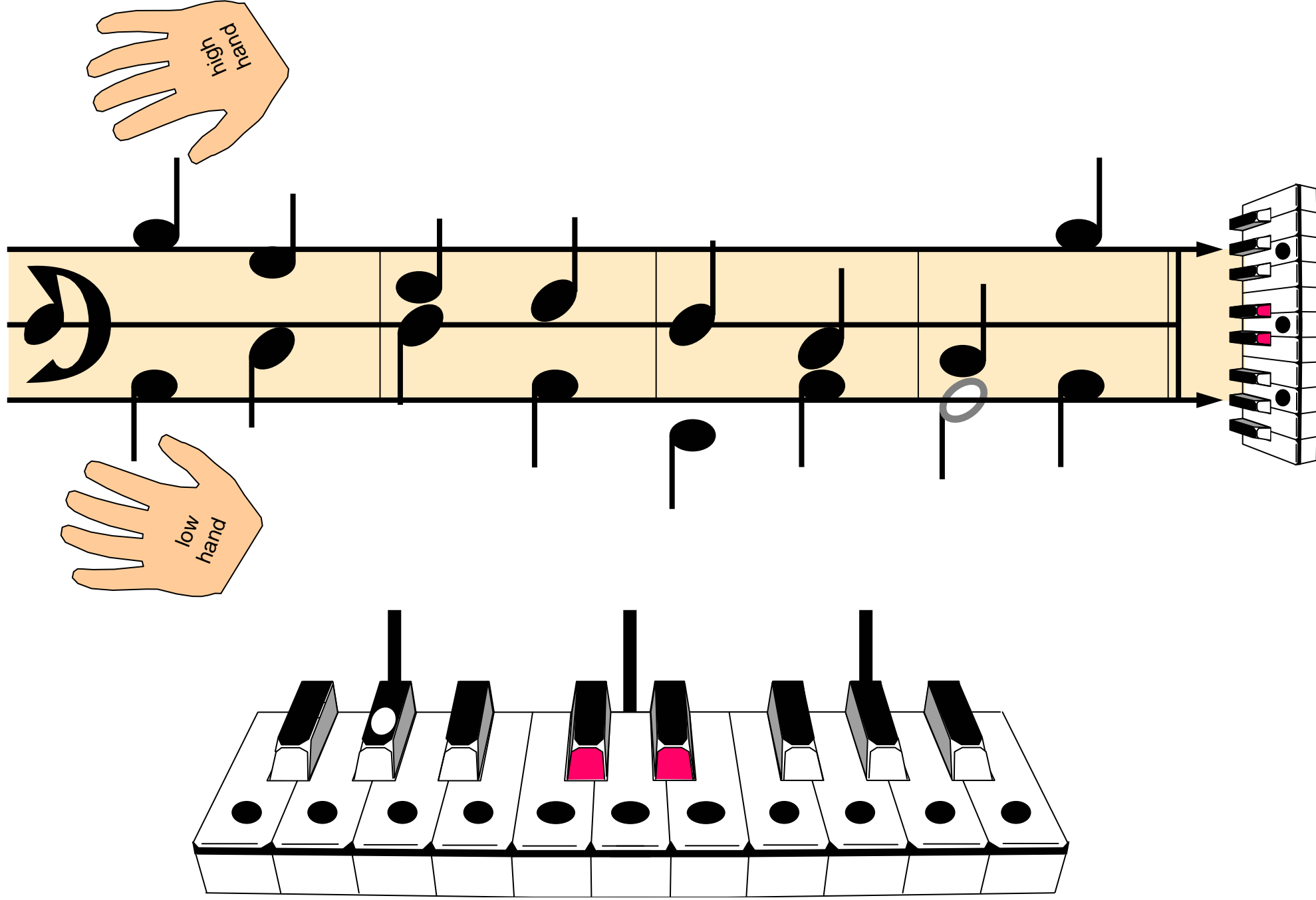
I and J have dots on top. Dots on top is what they've got.

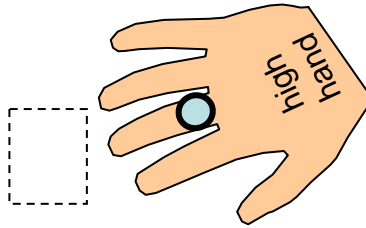


Do you know the reason why? So they both can have an eye!



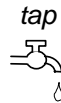
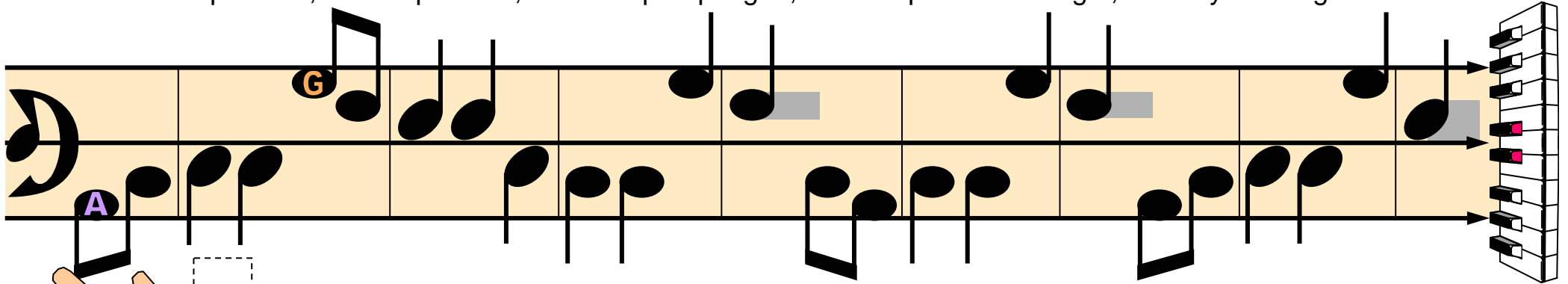
Left, Right, Both



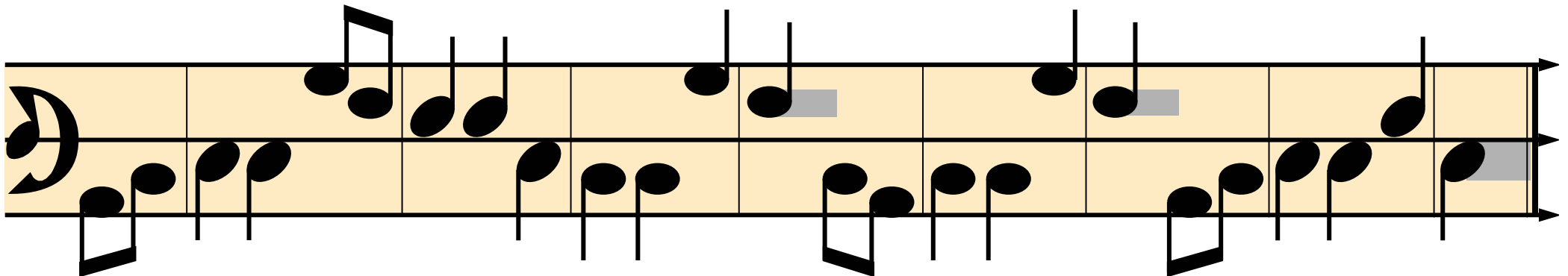


Tap and Rap

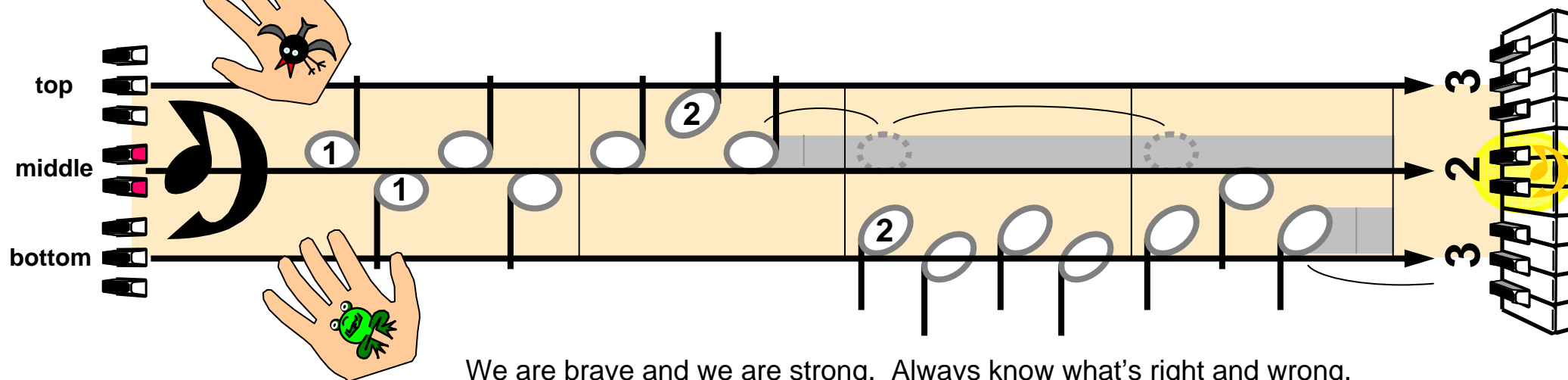
I can tap dance, I can tap dance, It makes peo-ple grin, Coz the prob-lem I get, Is my shoes get all wet!



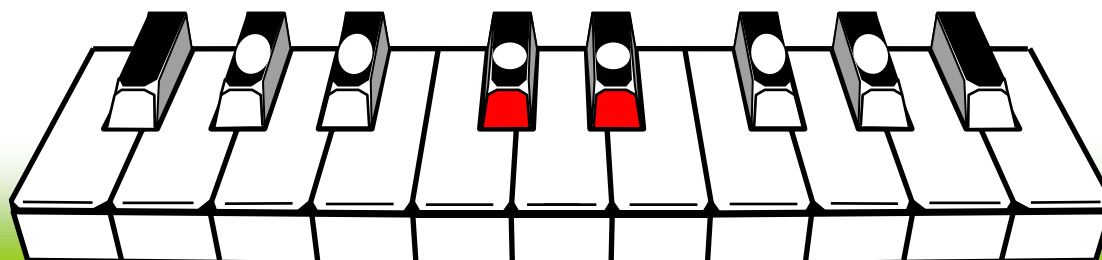
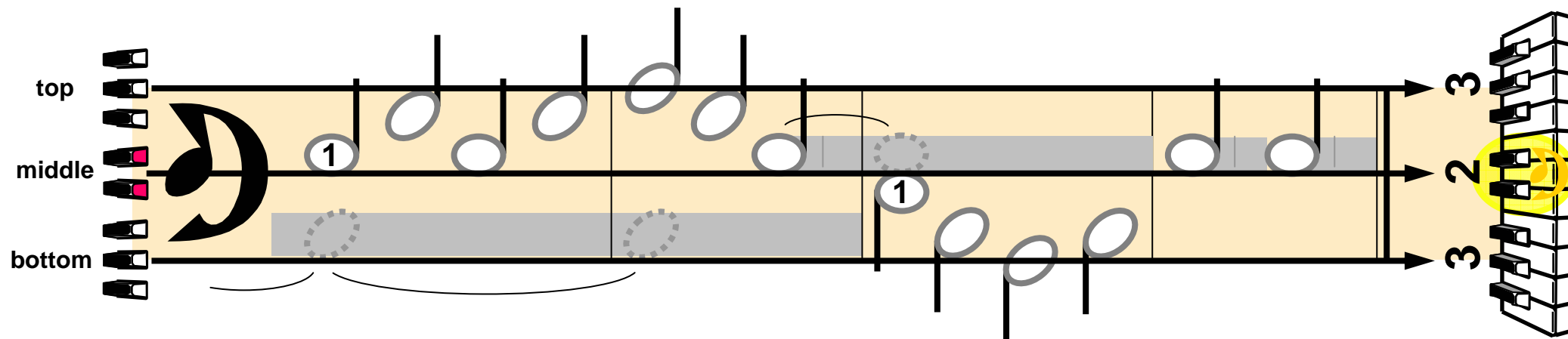
I can rap dance, I can rap dance, And on my head spin, But the prob-lem is that, I for - get to un - wrap.



Superheroes



We are brave and we are strong. Always know what's right and wrong.
Fight for justice all day long. We are super-heroes.



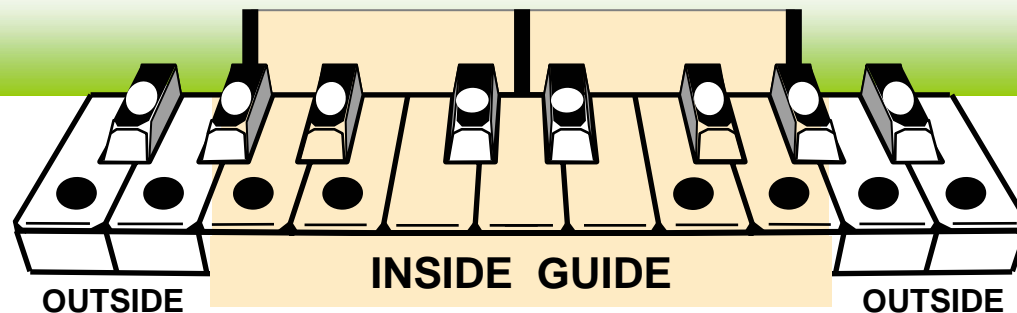
Outside and Inside Guide

OUTSIDE **INSIDE** **OUTSIDE**

Out - side guide and in - side guide. Play be - tween these bor - der lines.

OUTSIDE **INSIDE** **OUTSIDE**

Please can these kids play out - side? On - ly when the wea - ther's fine.



[illegible]

It's a race!
My timings:

Pat Your Head

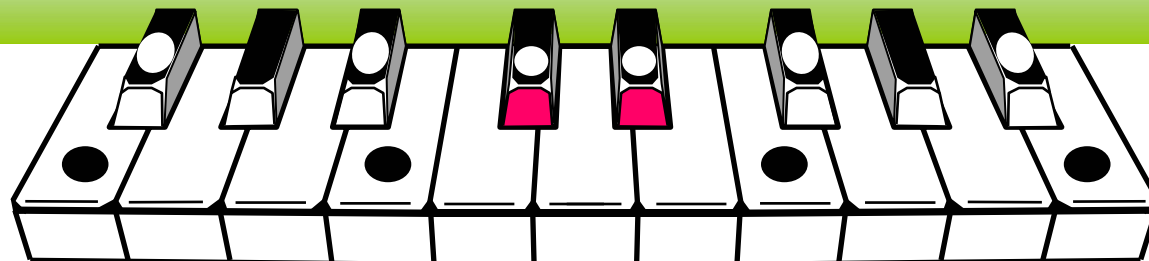


Pat your head and rub your tummy, That is very hard to do.

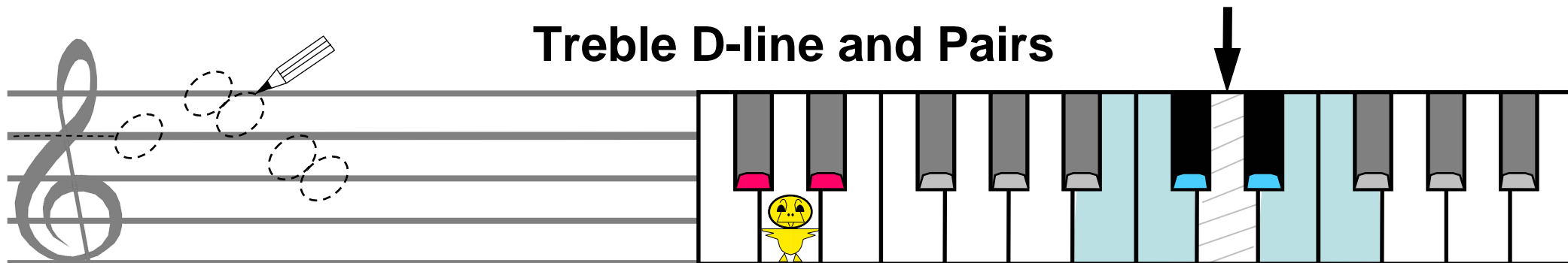
high hand

low hand

I think you look very funny When you try to do it too.



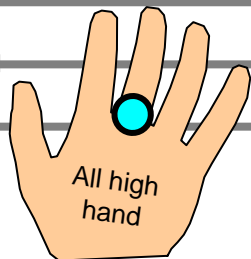

Treble D-line and Pairs



treble
D-line

5
4
3
2
1

treble
D-line




All high
hand

Treble D-line, 4th line up.

On each side what have we got?

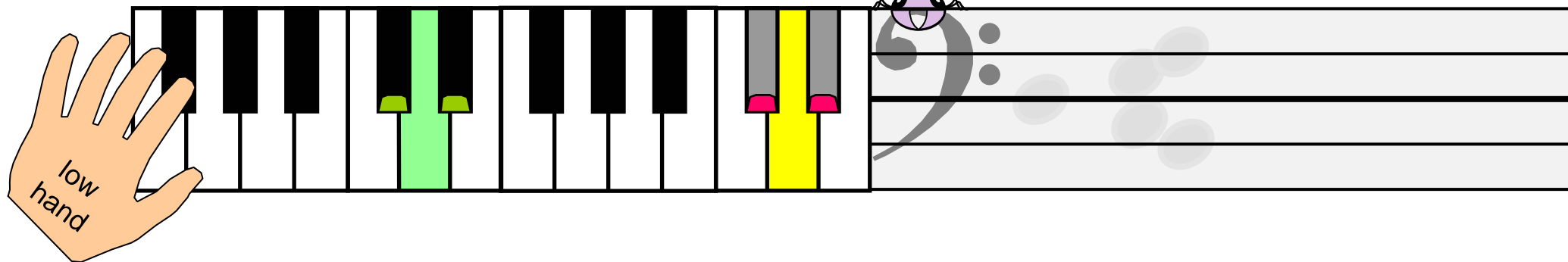
Stay
in the
treble.



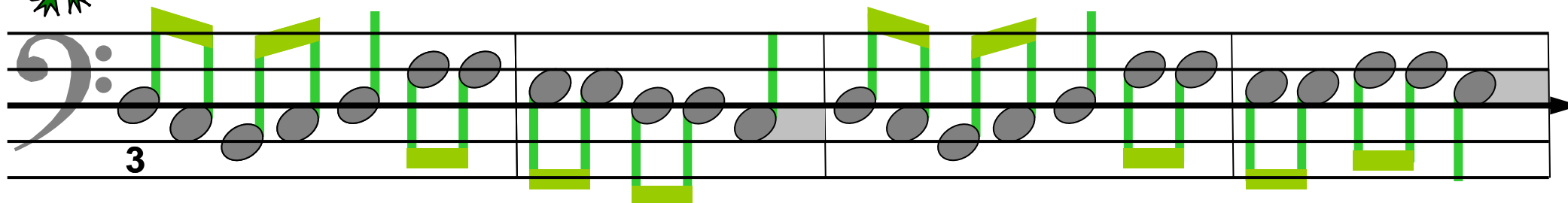
Middle pair and pair on top.

Space notes touch but lines do not.

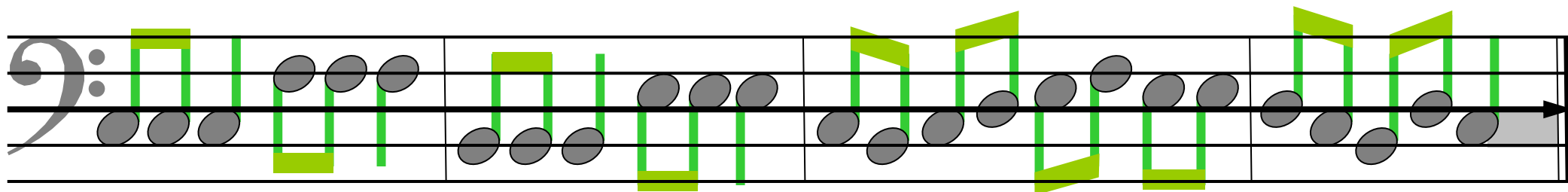
Note Positions in Bass




Tell me note po - si - tions for pairs with-in the bass. Rel - a - tive to D - line it's how we name each place.



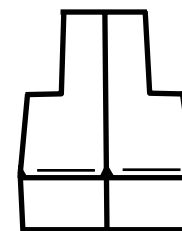
Space be-low, Line a- bove, Line be-low, Space a-bove. Down be-low and up a-bove and whe-ther line or space.



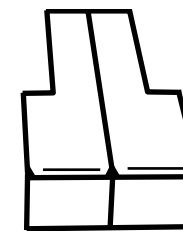
Bottom of the Treble Clef




bottom



middle



top

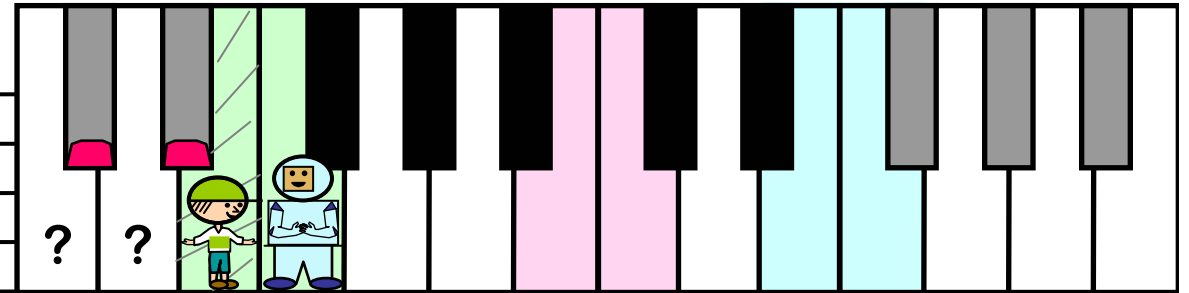



3

Bot - tom of this tre - ble clef. Which key is the edge line?

Which key is the first space? Which one ducks be - low?

Down Below



bottom
pair

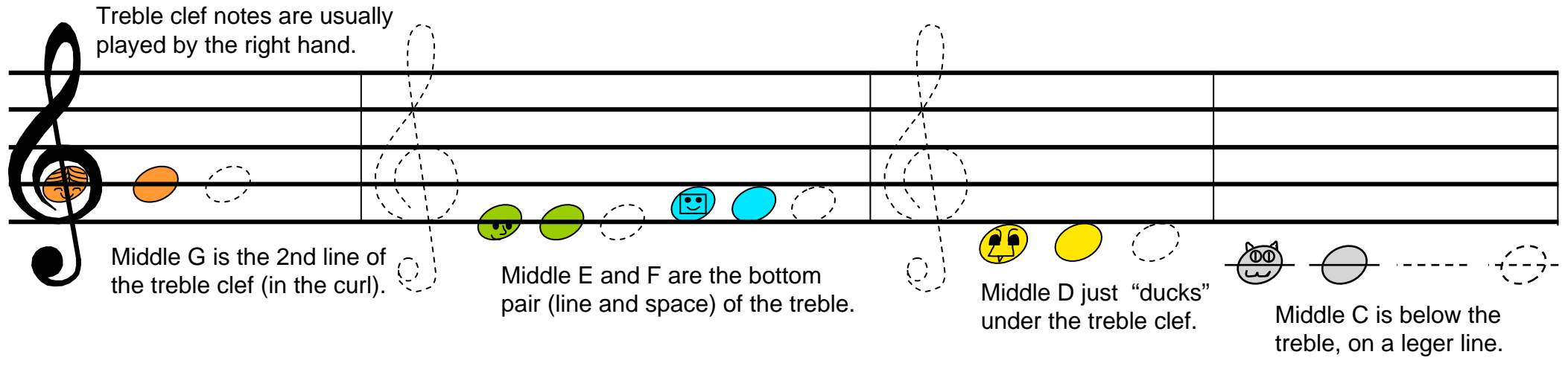
4

 A musical staff with a treble clef. It contains four measures of music. The first measure has four eighth notes (D, E, F, G) with a '4' above the first note. The second measure has three eighth notes (A, B, C) and a half note (D). The third measure has four eighth notes (E, F, G, A). The fourth measure has three eighth notes (B, C, D) and a half note (E). The lyrics are: "Down be - low this bot - tom pair, Do you know which notes go there?".

A musical staff with a treble clef. It contains four measures of music. The first measure has four eighth notes (D, E, F, G). The second measure has three eighth notes (A, B, C) and a half note (D). The third measure has four eighth notes (E, F, G, A). The fourth measure has three eighth notes (B, C, D) and a half note (E). The lyrics are: "One note ducks be - low just fine, But one note needs that le - ger - line."

Drawing Middle Characters Notes

Treble clef notes are usually played by the right hand.



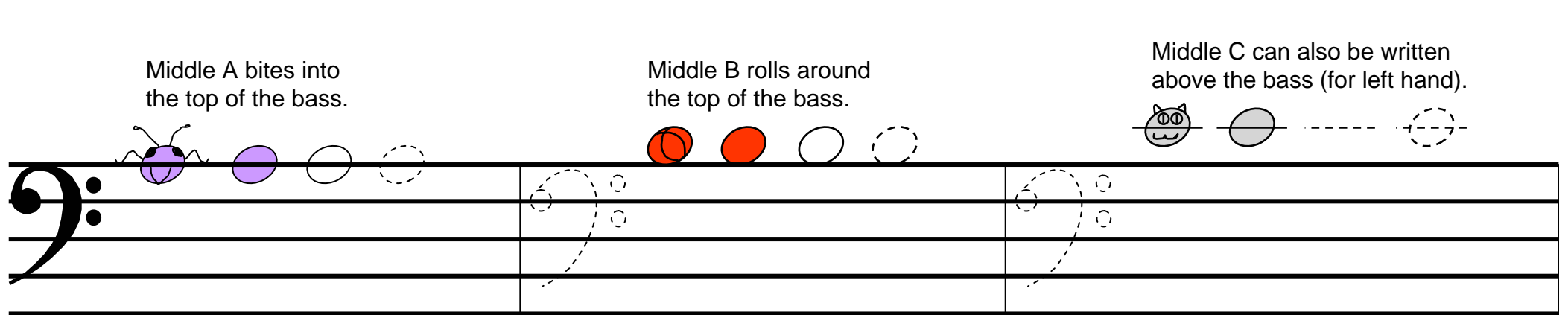
Middle G is the 2nd line of the treble clef (in the curl).

Middle E and F are the bottom pair (line and space) of the treble.

Middle D just "ducks" under the treble clef.

Middle C is below the treble, on a ledger line.

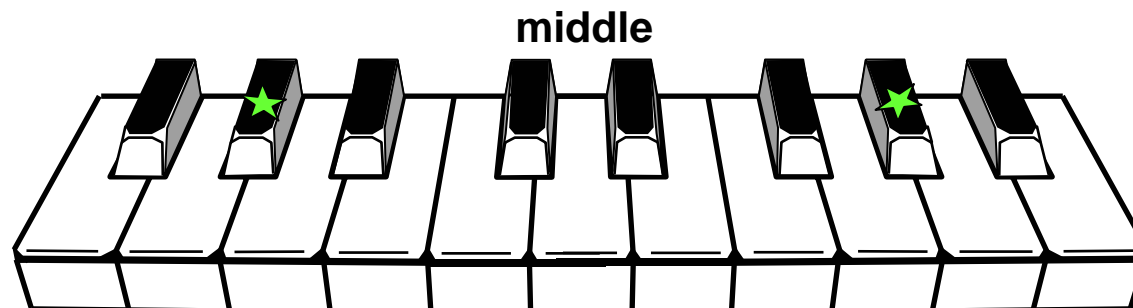
Middle A bites into the top of the bass.




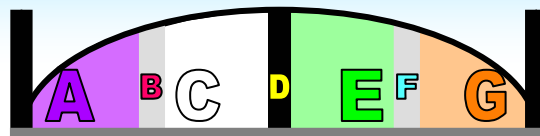
Middle B rolls around the top of the bass.

Middle C can also be written above the bass (for left hand).

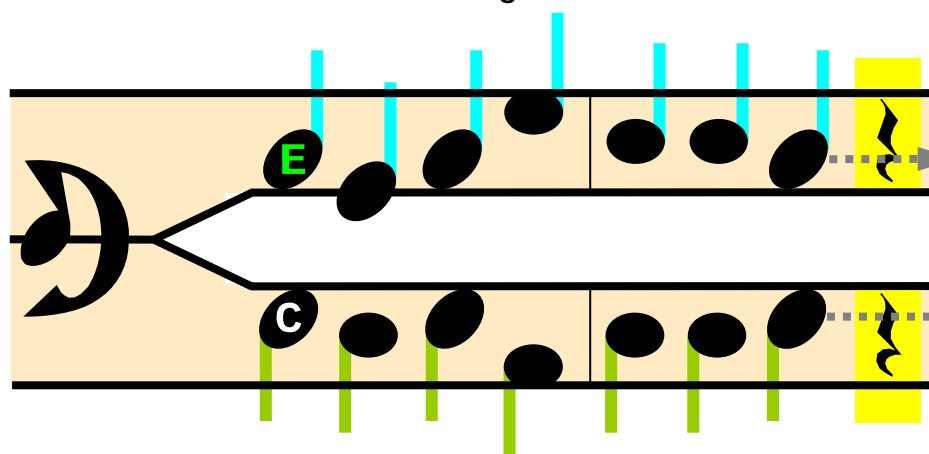
Bass clef notes are usually played by the left hand.



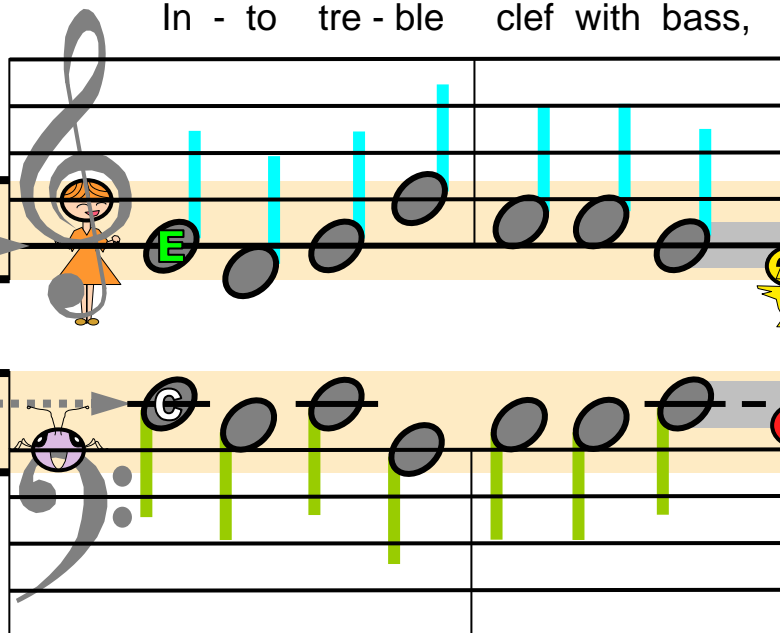
Change the Stave



1: When we change this mid - dle stave




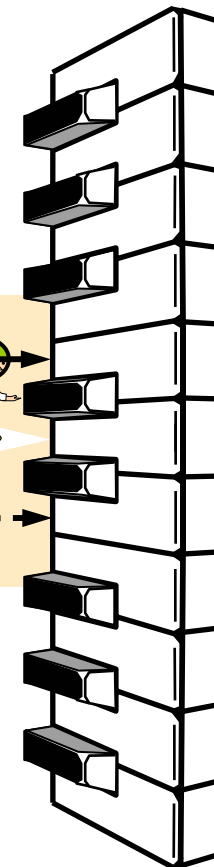
In - to tre - ble clef with bass,



2: Mid - dle notes all come a - live,



But they swap each line and space.



This Tie

high hand

low hand

3/4

2

This tie is the way they make notes hold on. With tied notes they say, you hold ex - tra long.

3/4

2

1

Detailed description: This block contains a musical score for the first part of a song. It features a treble staff (labeled 'high hand') and a bass staff (labeled 'low hand'). The time signature is 3/4. The treble staff has a key signature of one flat (Bb) and contains a melody with tied notes. The bass staff has a key signature of one flat (Bb) and contains a bass line with tied notes. The lyrics are: 'This tie is the way they make notes hold on. With tied notes they say, you hold ex - tra long.' There are illustrations of a boy, a girl, and a cat. The score is divided into measures by vertical lines, and the notes are connected by horizontal lines to indicate they are held over multiple measures.

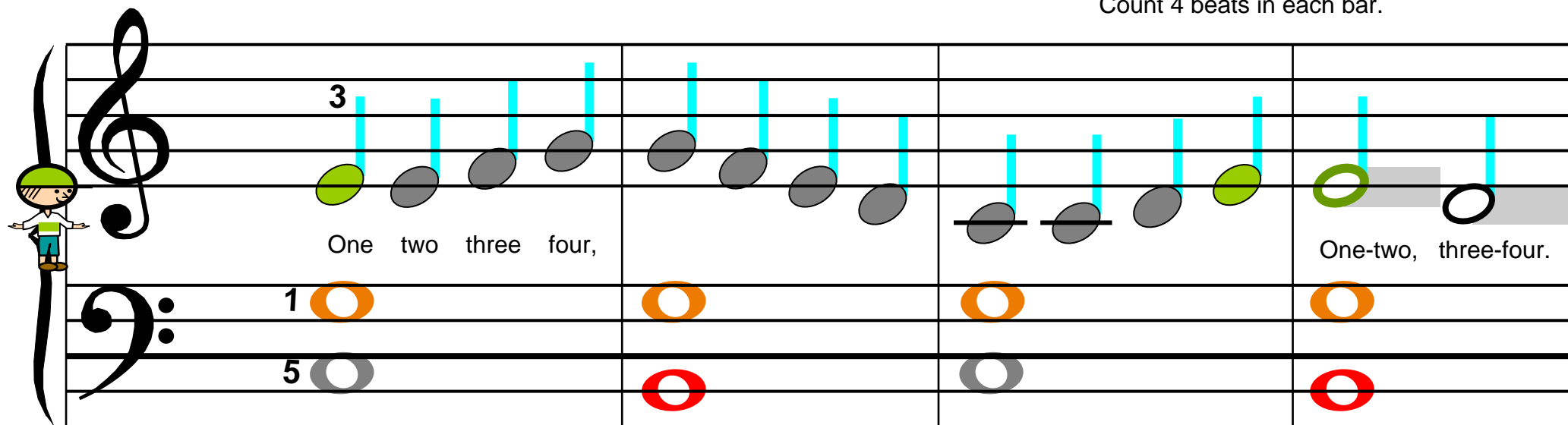
At least once a day, you'll have to de - cide Which notes to play and which to be tied.

Detailed description: This block contains the second part of the musical score. It continues with the same treble and bass staves. The lyrics are: 'At least once a day, you'll have to de - cide Which notes to play and which to be tied.' The score includes illustrations of a boy and a girl. The musical notation follows the same style as the first part, with tied notes and a 3/4 time signature.

Ode To Joy by Beethoven

Play each hand separately at first.

Count 4 beats in each bar.



3

One two three four,

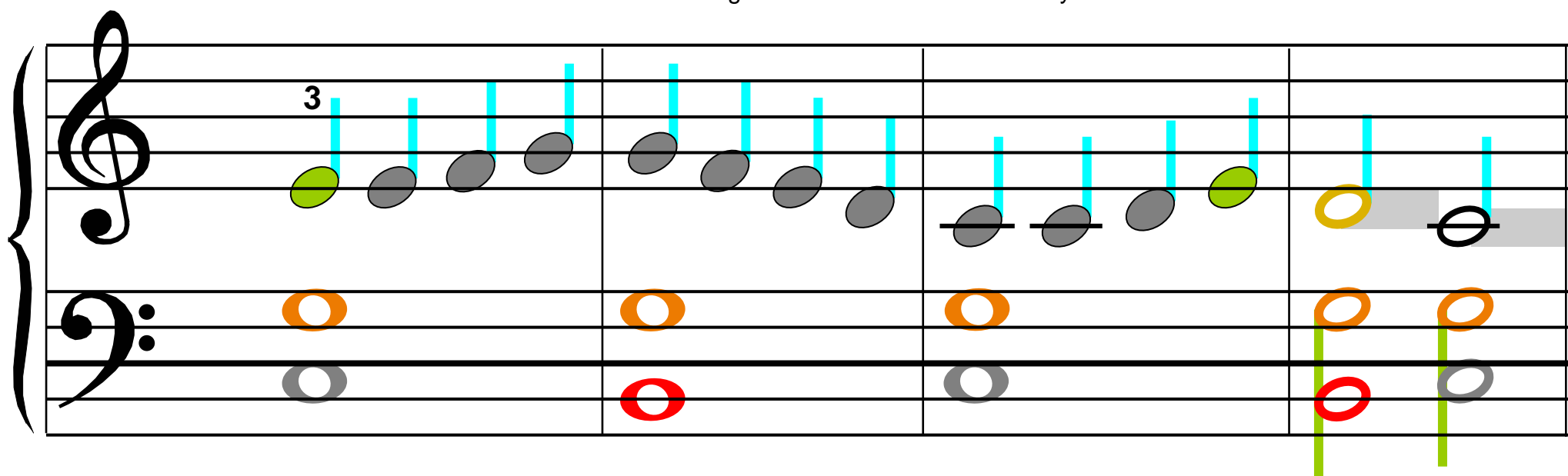
1

5

One-two, three-four.

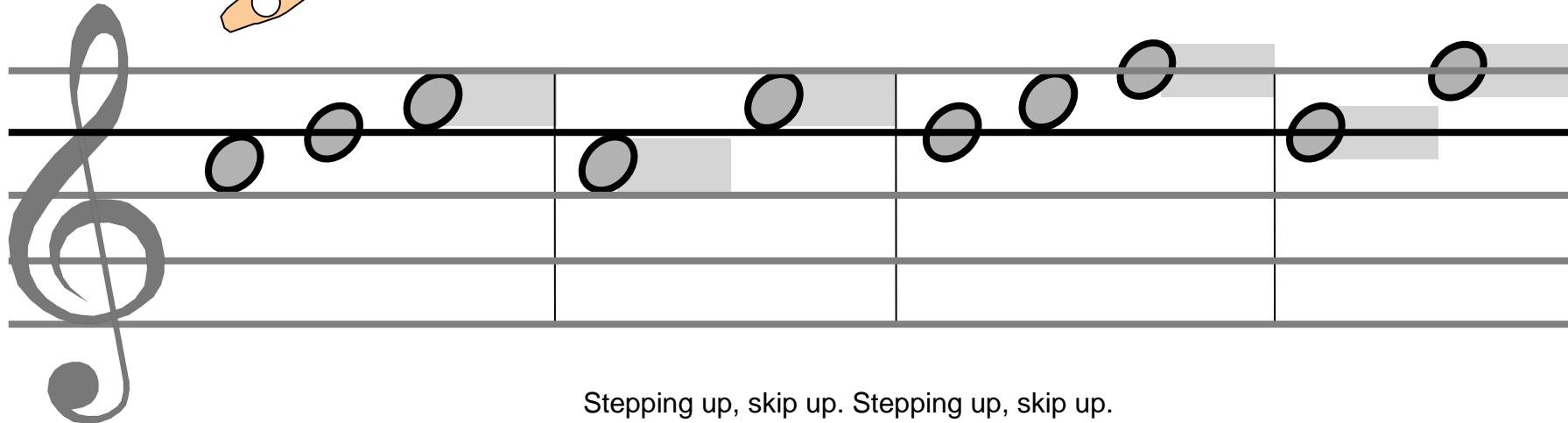

At the start of ev - ery bar we play with hands to - ge - ther.

That's be - cause the strong - est beat is first in ev - ery mea - sure.



3

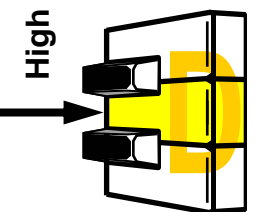
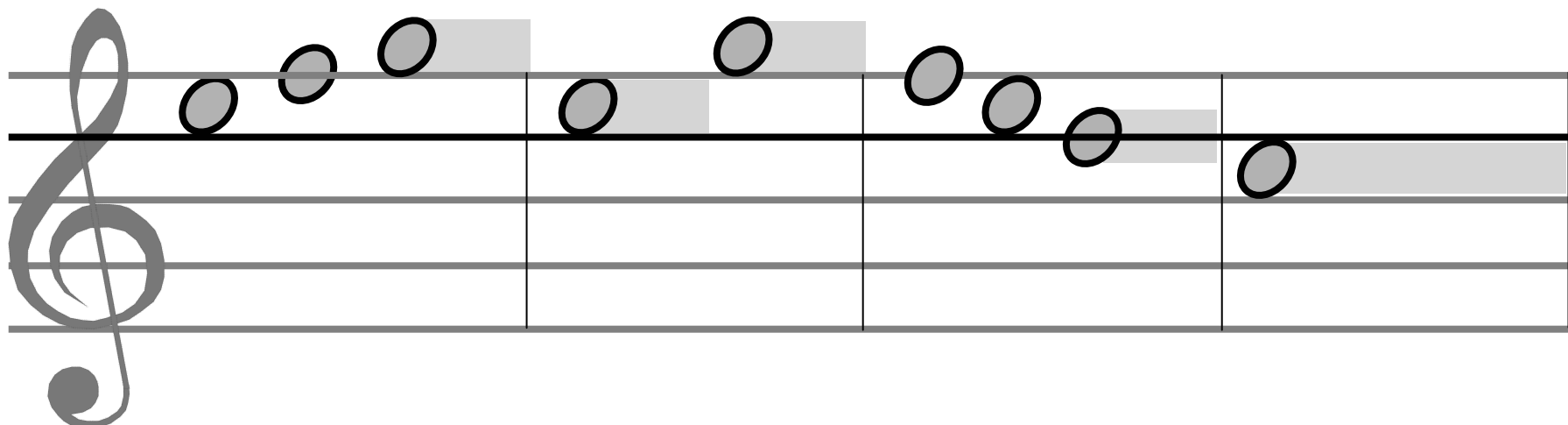
Steppin Up, Skip Up



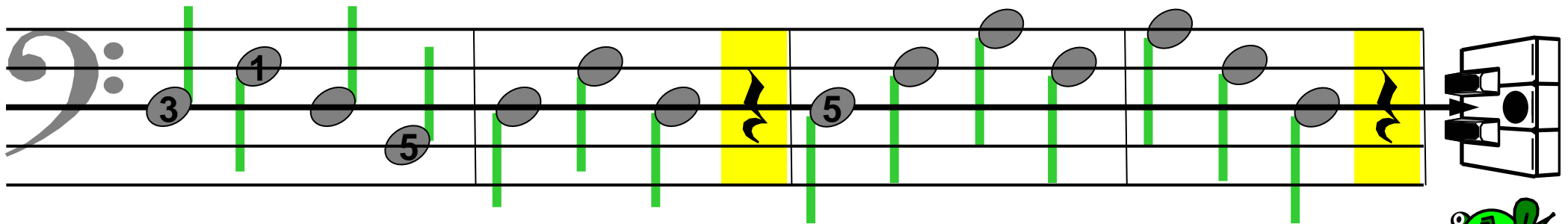
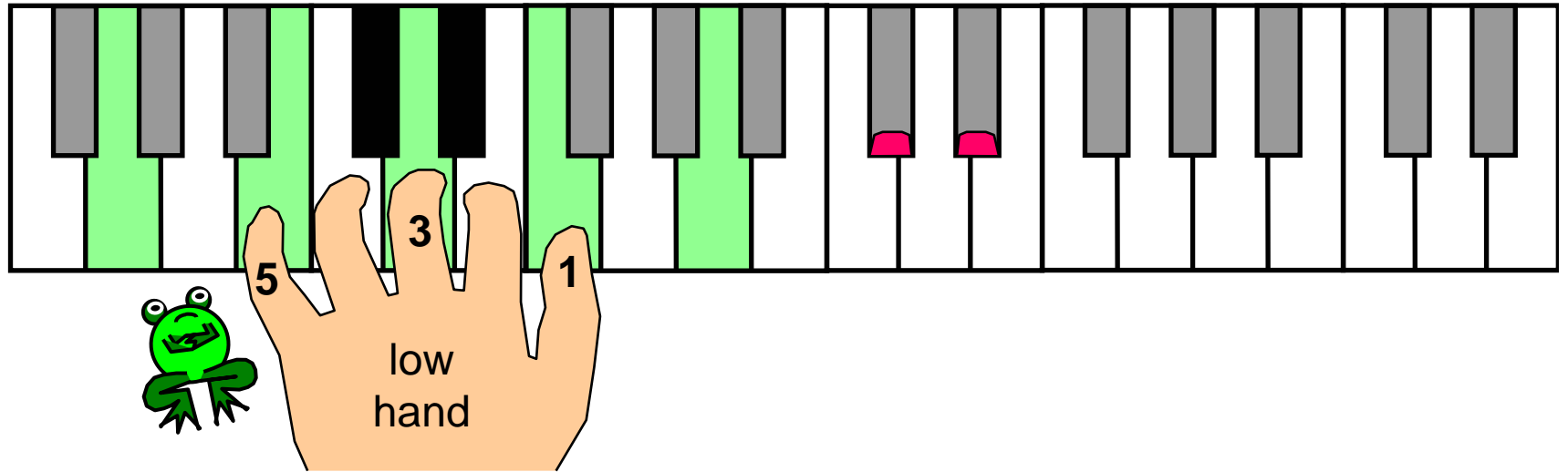
Stepping up, skip up. Stepping up, skip up.



Stepping up, skip up. Stepping back down.

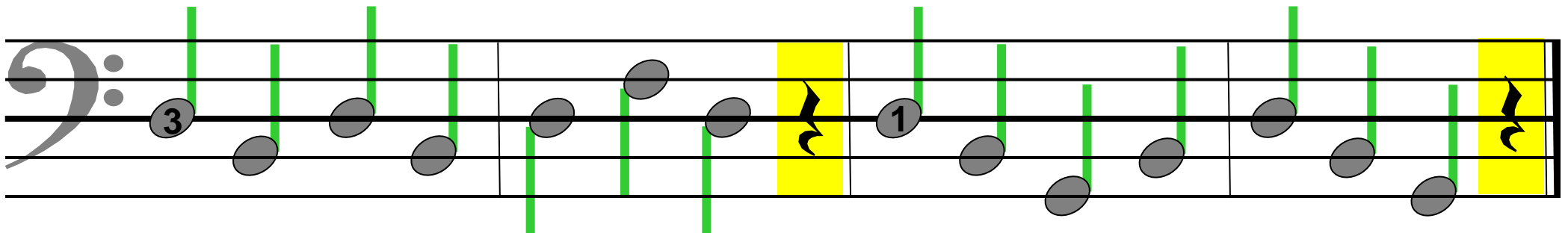


Bass Lines



There are five lines in bass clef.

They're all white keys on the left.



When you play each line in bass,

Then you skip across each space.

Daydreams

high hand



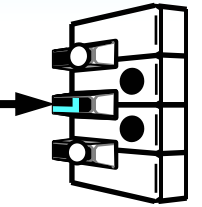
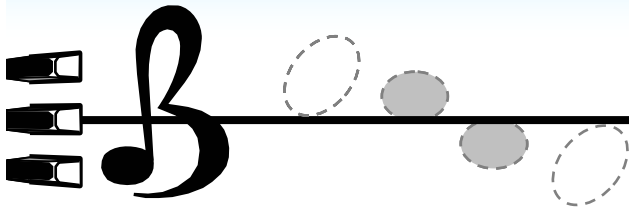
low hand

p Ly - ing by some sha - dy stream, While soft breez - es blow,

Where the air is crisp and clean, Where the or - chids grow.


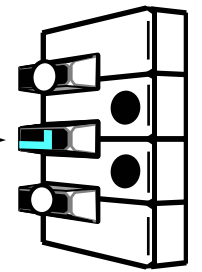
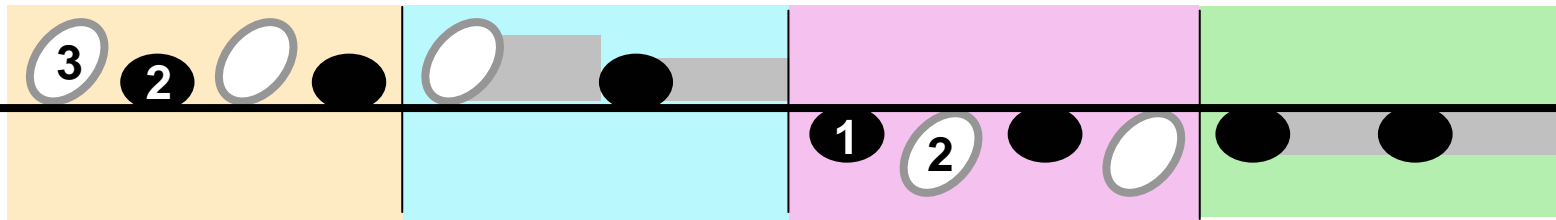
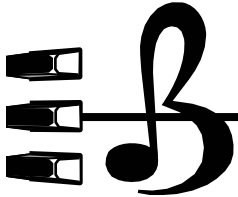
f In my space-ship high a-bove ... Earth and Moon and Mars.
Find-ing out the sec-rets of ... Strange and diff-erent stars.

Space Notes



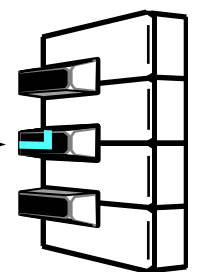
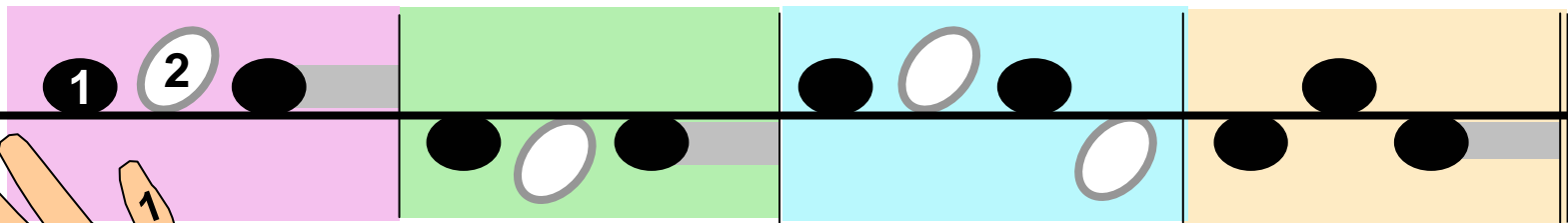
Space notes on this high side,

Space notes on this low side.

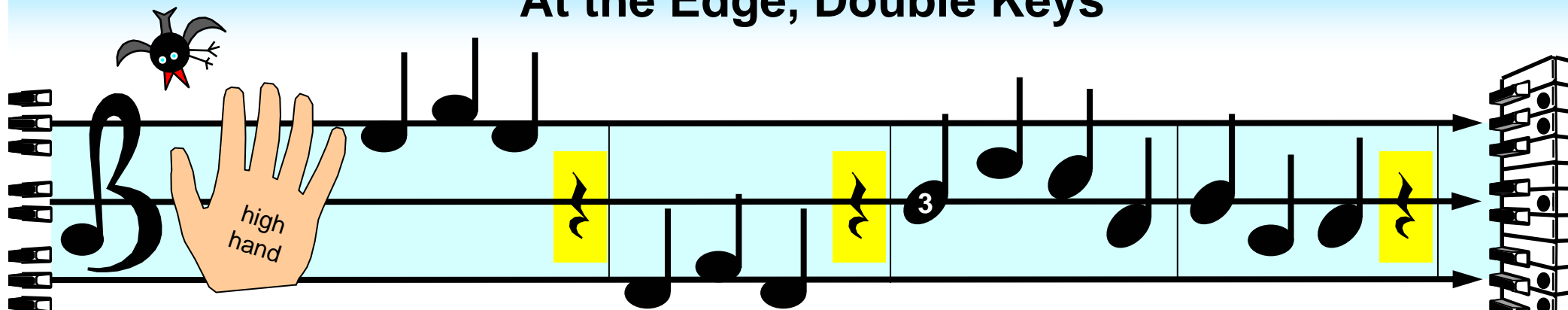


Up above, down below.

Do you know where space notes go?



At the Edge, Double Keys

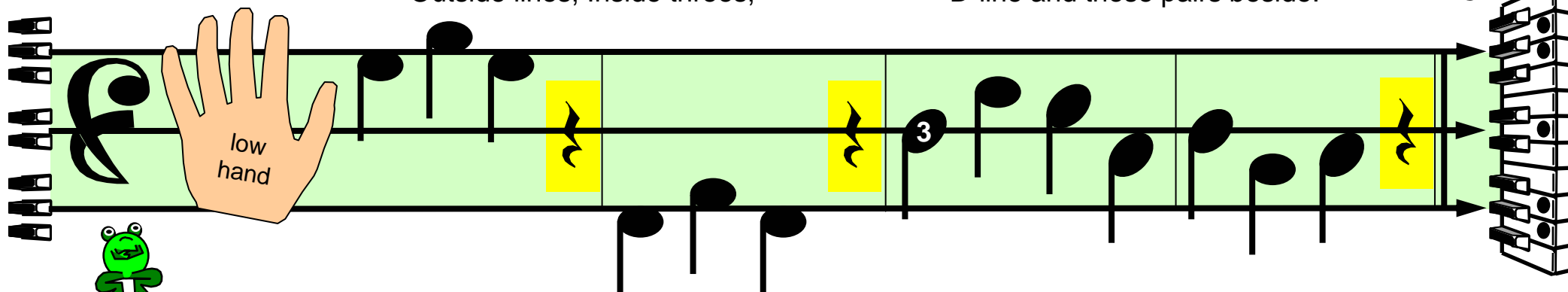


At the edge, double keys.

In this three line keyboard guide.

Outside lines, Inside threes,

D-line and those pairs beside.



D-line

D-line

pair

pair

pair

pair

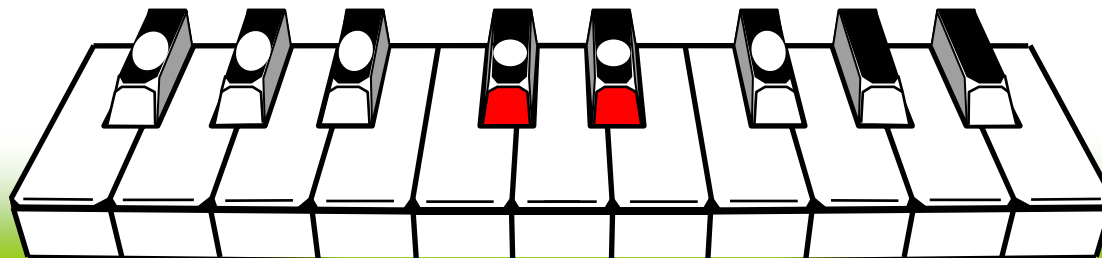
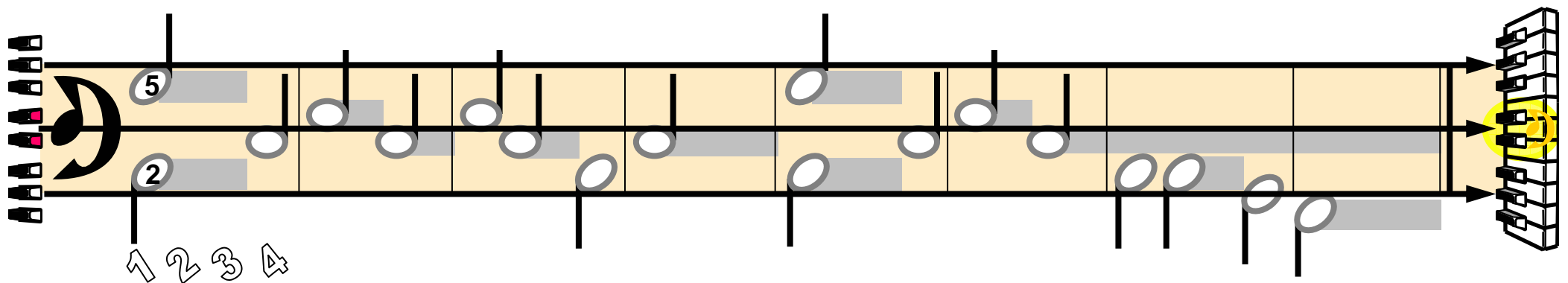
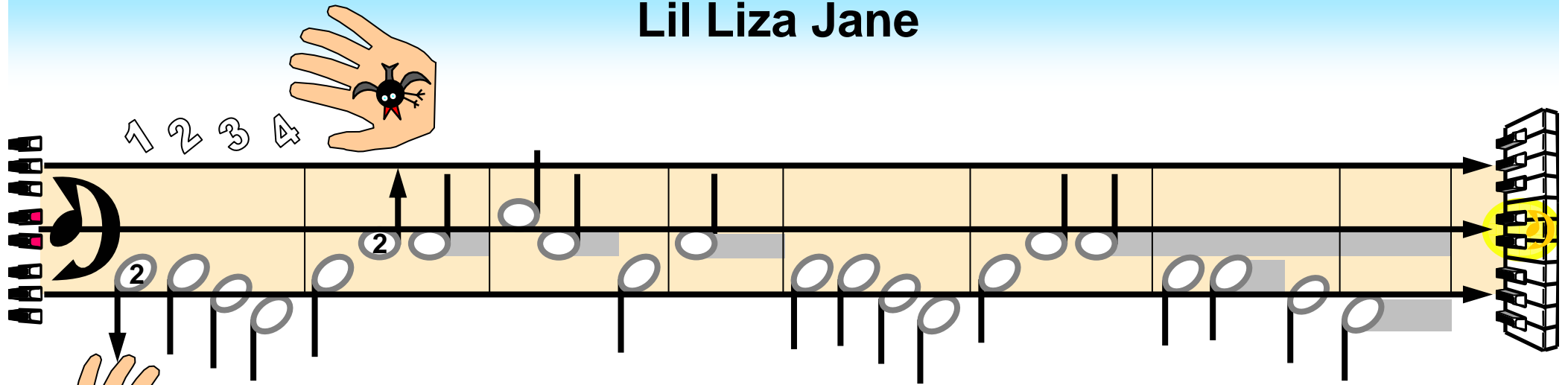
doubles

doubles

doubles

doubles

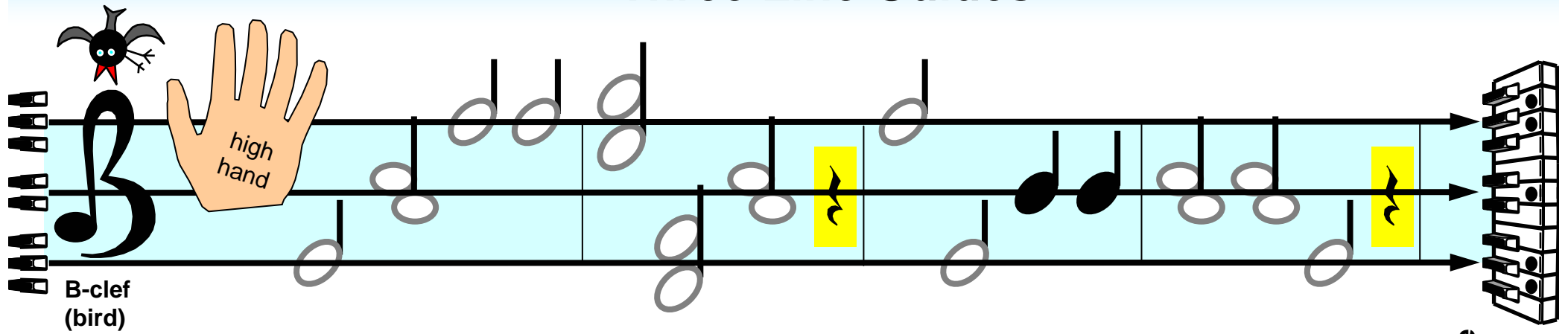
Lil Liza Jane



Three Line Guides

B-clef (bird)

high hand

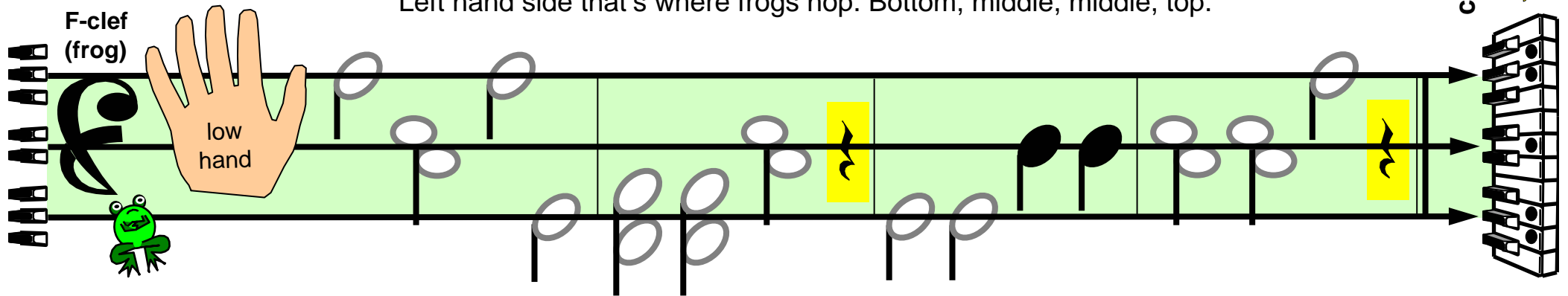


This diagram shows a musical staff for the right hand, featuring a B-clef and a bird illustration. The staff is divided into measures, with notes and rests. A light blue background highlights the right hand's range. A hand icon labeled 'high hand' is shown. The staff is connected to a piano keyboard on the right, with a bird icon above it.

Three line guide on right hand side. Find out where those birds all hide.
Left hand side that's where frogs hop. Bottom, middle, middle, top.


F-clef (frog)

low hand

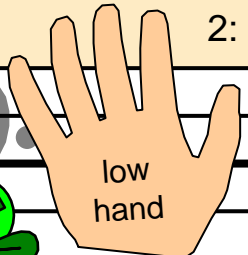




This diagram shows a musical staff for the left hand, featuring an F-clef and a frog illustration. The staff is divided into measures, with notes and rests. A light green background highlights the left hand's range. A hand icon labeled 'low hand' is shown. The staff is connected to a piano keyboard on the right, with a frog icon above it.





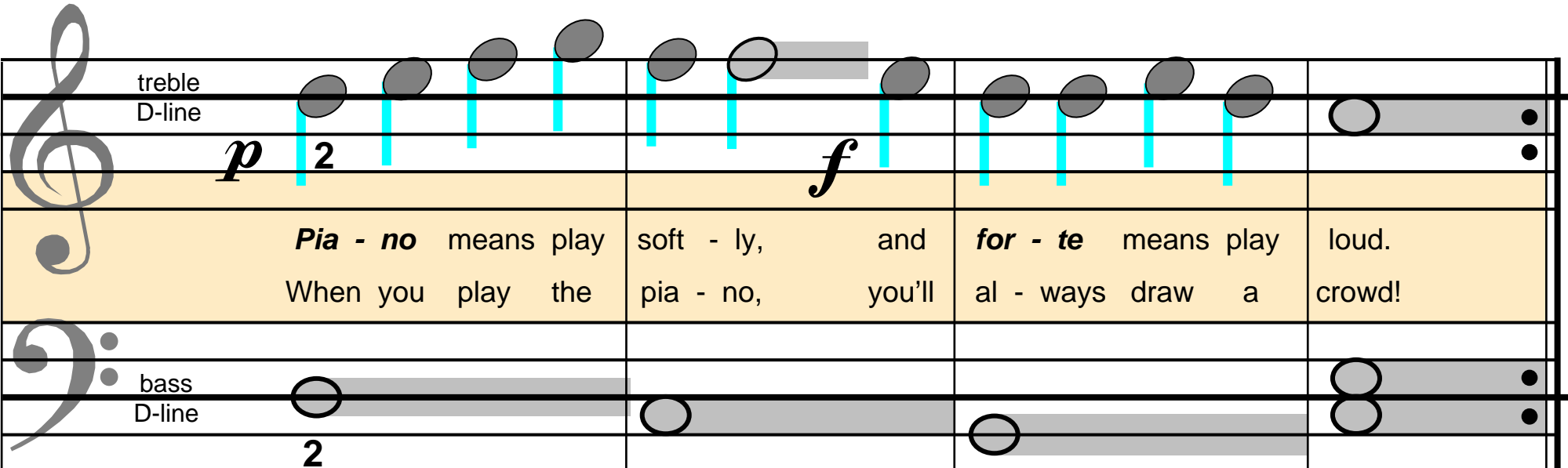
Piano-forte



high hand

low hand

2			
1: Learn a - bout the	pia - no, Its	full name pia - no -	for - te .
2: Pia - nos were in -	ven - ted by	Mis - ter Cris - to -	for - i .



treble D-line

bass D-line

p 2 **f**

Pia - no means play	soft - ly, and	for - te means play	loud.
When you play the	pia - no, you'll	al - ways draw a	crowd!

Down By the Station

high hand

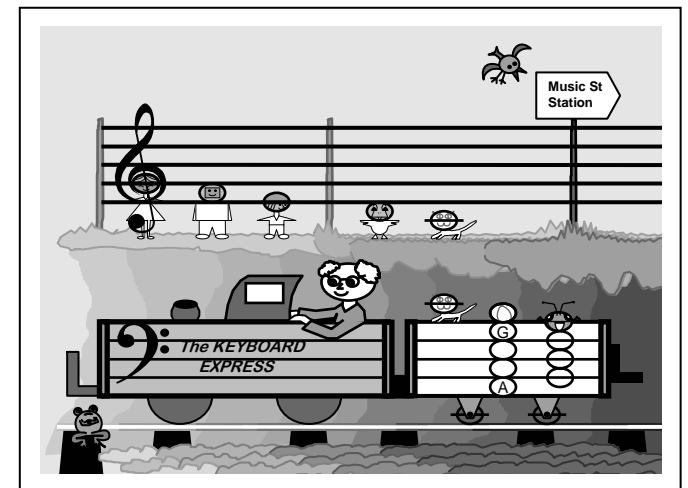
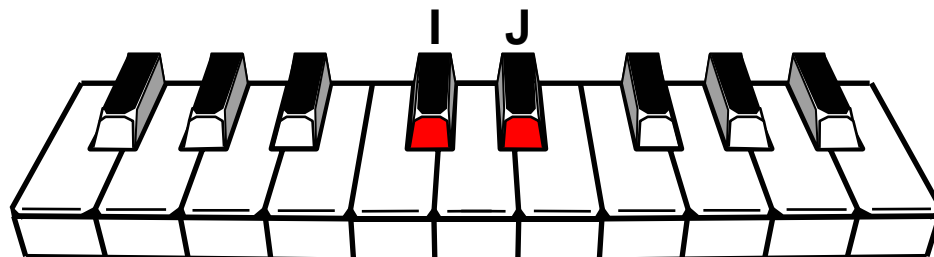
Down by the sta - tion, ear - ly in the morn - ing, See the lit - tle en - gines, stand - ing in a row.

The first staff of music is written on a single treble clef. It contains four measures of music. The first measure starts with a treble clef and a key signature of one flat (Bb). The melody is: G4 (quarter), A4 (quarter), Bb4 (quarter), A4 (quarter), G4 (half). The second measure is: F4 (quarter), E4 (quarter), D4 (quarter), C4 (half). The third measure is: Bb4 (quarter), A4 (quarter), G4 (quarter), F4 (quarter), E4 (half). The fourth measure is: D4 (quarter), C4 (quarter), Bb4 (quarter), A4 (quarter), G4 (half). Blue beams connect the notes in pairs. A small character with a lightbulb head is at the start of the first measure. A yellow smiley face with a lightbulb head is at the end of the second measure.

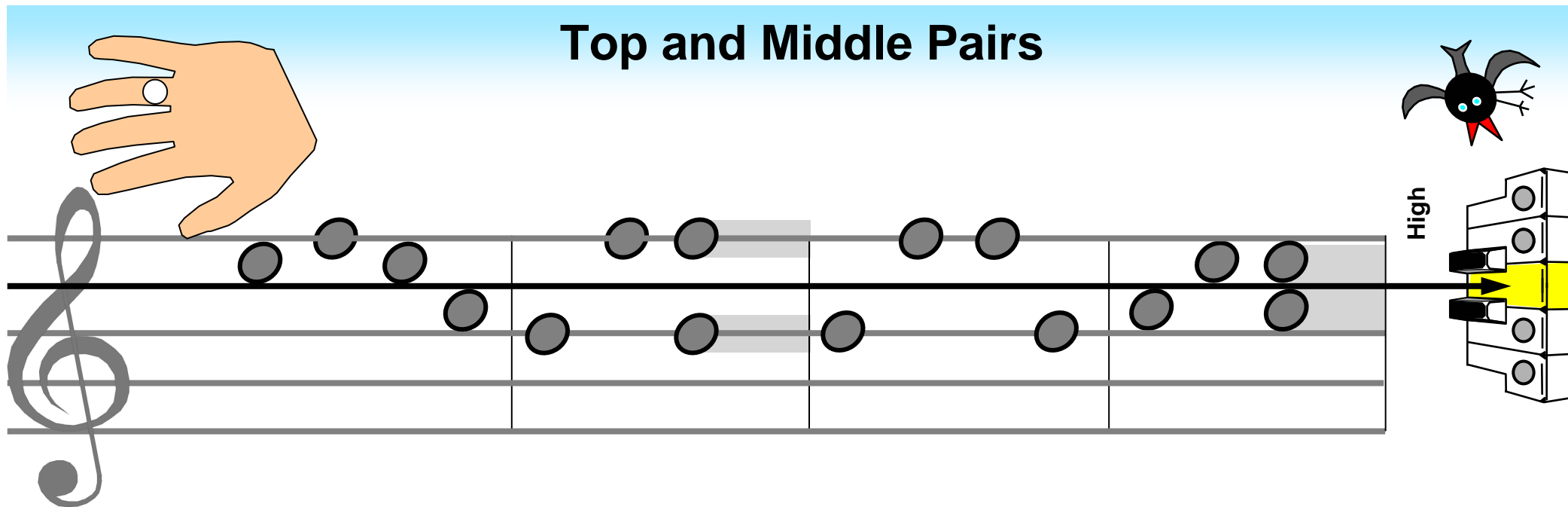
low hand

Up comes the dri - ver, pulls a lit - tle le - ver, Toot toot, Toot toot, Off they go.

The second staff of music is written on a grand staff (treble and bass clefs). It contains four measures of music. The first measure is: G4 (quarter), A4 (quarter), Bb4 (quarter), A4 (quarter), G4 (half). The second measure is: F4 (quarter), E4 (quarter), D4 (quarter), C4 (half). The third measure is: Bb4 (quarter), A4 (quarter), G4 (quarter), F4 (quarter), E4 (half). The fourth measure is: D4 (quarter), C4 (quarter), Bb4 (quarter), A4 (quarter), G4 (half). Blue beams connect the notes in pairs. A small character with a lightbulb head is at the start of the first measure. A yellow smiley face with a lightbulb head is at the end of the second measure. The bass staff has yellow rectangular blocks under the first, second, and fourth measures, and a yellow rectangular block under the third measure. The first measure of the bass staff has a '1' and a yellow smiley face with a lightbulb head. The second measure has a '1' and a yellow smiley face with a lightbulb head. The third measure has a '1' and a yellow smiley face with a lightbulb head. The fourth measure has a '1' and a yellow smiley face with a lightbulb head. The fifth measure has a '1' and a yellow smiley face with a lightbulb head. The sixth measure has a '1' and a yellow smiley face with a lightbulb head. The seventh measure has a '1' and a yellow smiley face with a lightbulb head. The eighth measure has a '1' and a yellow smiley face with a lightbulb head. The ninth measure has a '1' and a yellow smiley face with a lightbulb head. The tenth measure has a '1' and a yellow smiley face with a lightbulb head. The eleventh measure has a '1' and a yellow smiley face with a lightbulb head. The twelfth measure has a '1' and a yellow smiley face with a lightbulb head. The thirteenth measure has a '1' and a yellow smiley face with a lightbulb head. The fourteenth measure has a '1' and a yellow smiley face with a lightbulb head. The fifteenth measure has a '1' and a yellow smiley face with a lightbulb head. The sixteenth measure has a '1' and a yellow smiley face with a lightbulb head. The seventeenth measure has a '1' and a yellow smiley face with a lightbulb head. The eighteenth measure has a '1' and a yellow smiley face with a lightbulb head. The nineteenth measure has a '1' and a yellow smiley face with a lightbulb head. The twentieth measure has a '1' and a yellow smiley face with a lightbulb head. The twenty-first measure has a '1' and a yellow smiley face with a lightbulb head. The twenty-second measure has a '1' and a yellow smiley face with a lightbulb head. The twenty-third measure has a '1' and a yellow smiley face with a lightbulb head. The twenty-fourth measure has a '1' and a yellow smiley face with a lightbulb head. The twenty-fifth measure has a '1' and a yellow smiley face with a lightbulb head. The twenty-sixth measure has a '1' and a yellow smiley face with a lightbulb head. The twenty-seventh measure has a '1' and a yellow smiley face with a lightbulb head. The twenty-eighth measure has a '1' and a yellow smiley face with a lightbulb head. The twenty-ninth measure has a '1' and a yellow smiley face with a lightbulb head. The thirtieth measure has a '1' and a yellow smiley face with a lightbulb head. The thirty-first measure has a '1' and a yellow smiley face with a lightbulb head. The thirty-second measure has a '1' and a yellow smiley face with a lightbulb head. The thirty-third measure has a '1' and a yellow smiley face with a lightbulb head. The thirty-fourth measure has a '1' and a yellow smiley face with a lightbulb head. The thirty-fifth measure has a '1' and a yellow smiley face with a lightbulb head. The thirty-sixth measure has a '1' and a yellow smiley face with a lightbulb head. The thirty-seventh measure has a '1' and a yellow smiley face with a lightbulb head. The thirty-eighth measure has a '1' and a yellow smiley face with a lightbulb head. The thirty-ninth measure has a '1' and a yellow smiley face with a lightbulb head. The fortieth measure has a '1' and a yellow smiley face with a lightbulb head. The forty-first measure has a '1' and a yellow smiley face with a lightbulb head. The forty-second measure has a '1' and a yellow smiley face with a lightbulb head. The forty-third measure has a '1' and a yellow smiley face with a lightbulb head. The forty-fourth measure has a '1' and a yellow smiley face with a lightbulb head. The forty-fifth measure has a '1' and a yellow smiley face with a lightbulb head. The forty-sixth measure has a '1' and a yellow smiley face with a lightbulb head. The forty-seventh measure has a '1' and a yellow smiley face with a lightbulb head. The forty-eighth measure has a '1' and a yellow smiley face with a lightbulb head. The forty-ninth measure has a '1' and a yellow smiley face with a lightbulb head. The fiftieth measure has a '1' and a yellow smiley face with a lightbulb head. The fifty-first measure has a '1' and a yellow smiley face with a lightbulb head. The fifty-second measure has a '1' and a yellow smiley face with a lightbulb head. The fifty-third measure has a '1' and a yellow smiley face with a lightbulb head. The fifty-fourth measure has a '1' and a yellow smiley face with a lightbulb head. The fifty-fifth measure has a '1' and a yellow smiley face with a lightbulb head. The fifty-sixth measure has a '1' and a yellow smiley face with a lightbulb head. The fifty-seventh measure has a '1' and a yellow smiley face with a lightbulb head. The fifty-eighth measure has a '1' and a yellow smiley face with a lightbulb head. The fifty-ninth measure has a '1' and a yellow smiley face with a lightbulb head. The sixtieth measure has a '1' and a yellow smiley face with a lightbulb head. The sixty-first measure has a '1' and a yellow smiley face with a lightbulb head. The sixty-second measure has a '1' and a yellow smiley face with a lightbulb head. The sixty-third measure has a '1' and a yellow smiley face with a lightbulb head. The sixty-fourth measure has a '1' and a yellow smiley face with a lightbulb head. The sixty-fifth measure has a '1' and a yellow smiley face with a lightbulb head. The sixty-sixth measure has a '1' and a yellow smiley face with a lightbulb head. The sixty-seventh measure has a '1' and a yellow smiley face with a lightbulb head. The sixty-eighth measure has a '1' and a yellow smiley face with a lightbulb head. The sixty-ninth measure has a '1' and a yellow smiley face with a lightbulb head. The seventieth measure has a '1' and a yellow smiley face with a lightbulb head. The seventy-first measure has a '1' and a yellow smiley face with a lightbulb head. The seventy-second measure has a '1' and a yellow smiley face with a lightbulb head. The seventy-third measure has a '1' and a yellow smiley face with a lightbulb head. The seventy-fourth measure has a '1' and a yellow smiley face with a lightbulb head. The seventy-fifth measure has a '1' and a yellow smiley face with a lightbulb head. The seventy-sixth measure has a '1' and a yellow smiley face with a lightbulb head. The seventy-seventh measure has a '1' and a yellow smiley face with a lightbulb head. The seventy-eighth measure has a '1' and a yellow smiley face with a lightbulb head. The seventy-ninth measure has a '1' and a yellow smiley face with a lightbulb head. The eightieth measure has a '1' and a yellow smiley face with a lightbulb head. The eighty-first measure has a '1' and a yellow smiley face with a lightbulb head. The eighty-second measure has a '1' and a yellow smiley face with a lightbulb head. The eighty-third measure has a '1' and a yellow smiley face with a lightbulb head. The eighty-fourth measure has a '1' and a yellow smiley face with a lightbulb head. The eighty-fifth measure has a '1' and a yellow smiley face with a lightbulb head. The eighty-sixth measure has a '1' and a yellow smiley face with a lightbulb head. The eighty-seventh measure has a '1' and a yellow smiley face with a lightbulb head. The eighty-eighth measure has a '1' and a yellow smiley face with a lightbulb head. The eighty-ninth measure has a '1' and a yellow smiley face with a lightbulb head. The ninetieth measure has a '1' and a yellow smiley face with a lightbulb head. The ninety-first measure has a '1' and a yellow smiley face with a lightbulb head. The ninety-second measure has a '1' and a yellow smiley face with a lightbulb head. The ninety-third measure has a '1' and a yellow smiley face with a lightbulb head. The ninety-fourth measure has a '1' and a yellow smiley face with a lightbulb head. The ninety-fifth measure has a '1' and a yellow smiley face with a lightbulb head. The ninety-sixth measure has a '1' and a yellow smiley face with a lightbulb head. The ninety-seventh measure has a '1' and a yellow smiley face with a lightbulb head. The ninety-eighth measure has a '1' and a yellow smiley face with a lightbulb head. The ninety-ninth measure has a '1' and a yellow smiley face with a lightbulb head. The hundredth measure has a '1' and a yellow smiley face with a lightbulb head.



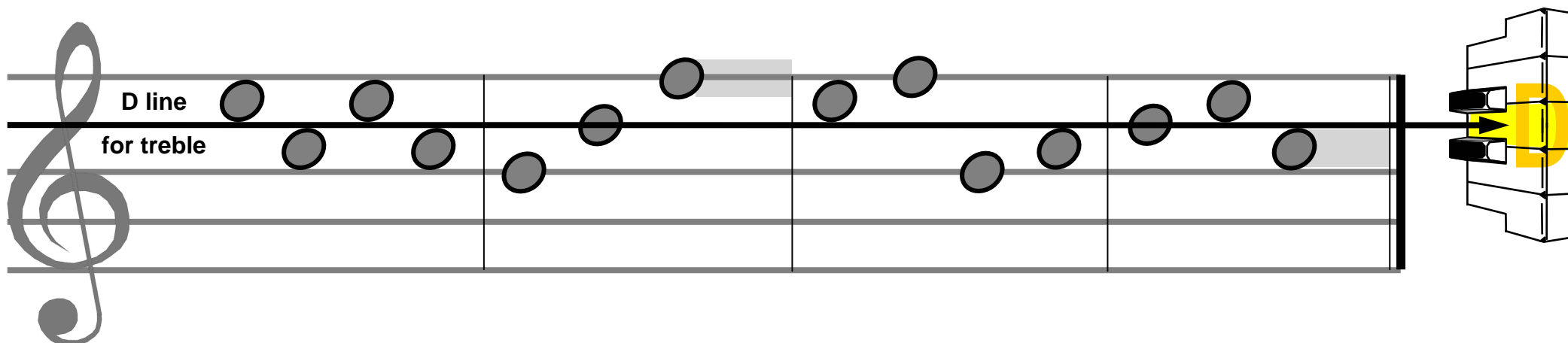
Top and Middle Pairs



Top and middle pairs in place, Notes on lines and notes in space.



What is in between each pair? That's the treble D line there.



See This Natural Group of 4

The image displays two musical staves. The top staff is labeled 'high hand' with a hand icon and a '4' indicating a group of four notes. The bottom staff is labeled 'low hand' with a hand icon and a '3' indicating a group of three notes. Both staves feature lyrics and musical notation. The lyrics for the top staff are: 'See this na - tural group of four. They look all squashed in I think.' The lyrics for the bottom staff are: 'Dou - ble keys live right next door, Space notes one each side of link.' The staves are divided into measures, and the notes are represented by black dots on a five-line staff. The bottom staff has a '3' indicating a group of three notes. The staves are connected to a keyboard diagram on the right, which shows the 'centre' of the keyboard.

high hand

low hand

See this na - tural group of four. They look all squashed in I think.

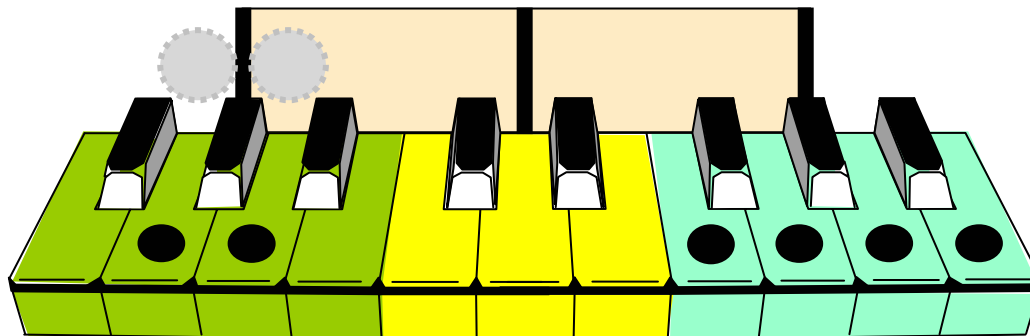
Dou - ble keys live right next door, Space notes one each side of link.

centre

centre

In Express Stave notation, the 'doubles' are next-door naturals that are both space notes.

In traditional 5-line staves, next-door naturals are always one line and one space note.



When You Catch a Pokemon

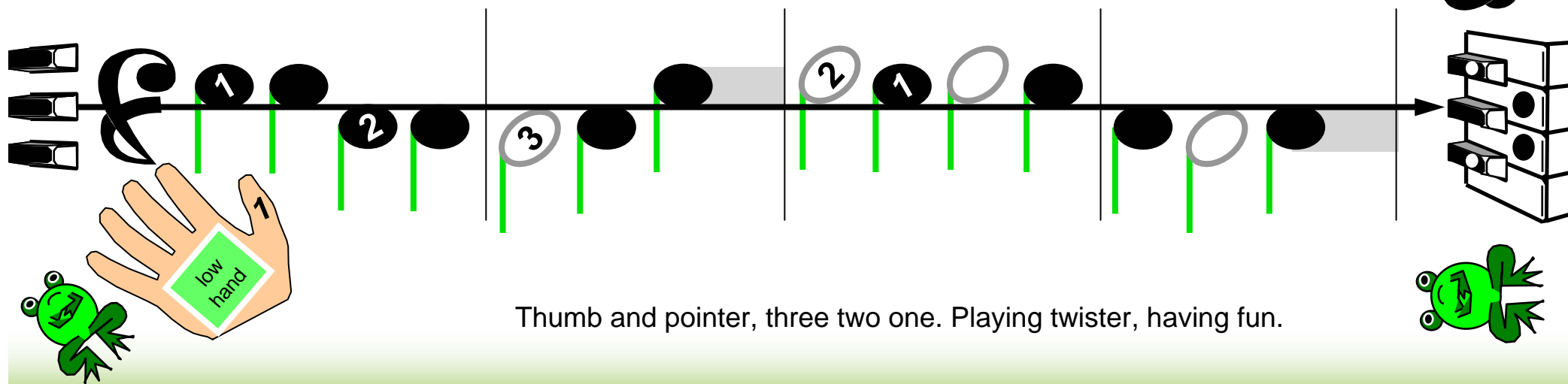


When you catch a pokemon, Hold him tight and just cling on.

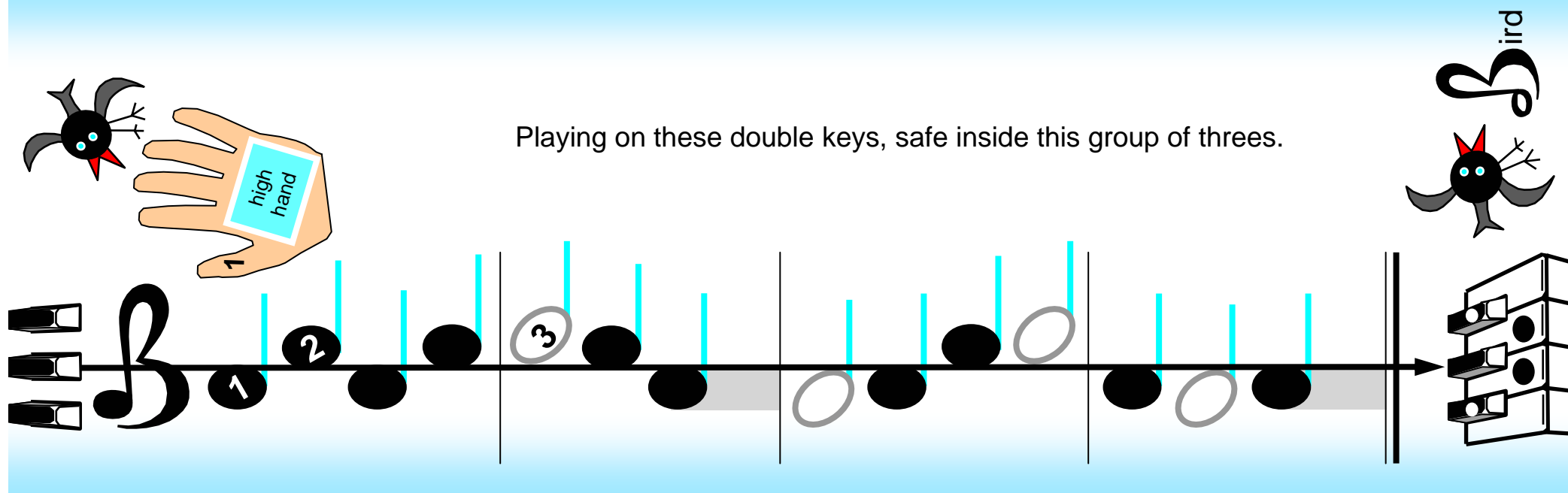
Only let go later on, When you get the next one.



Thumb and Pointer

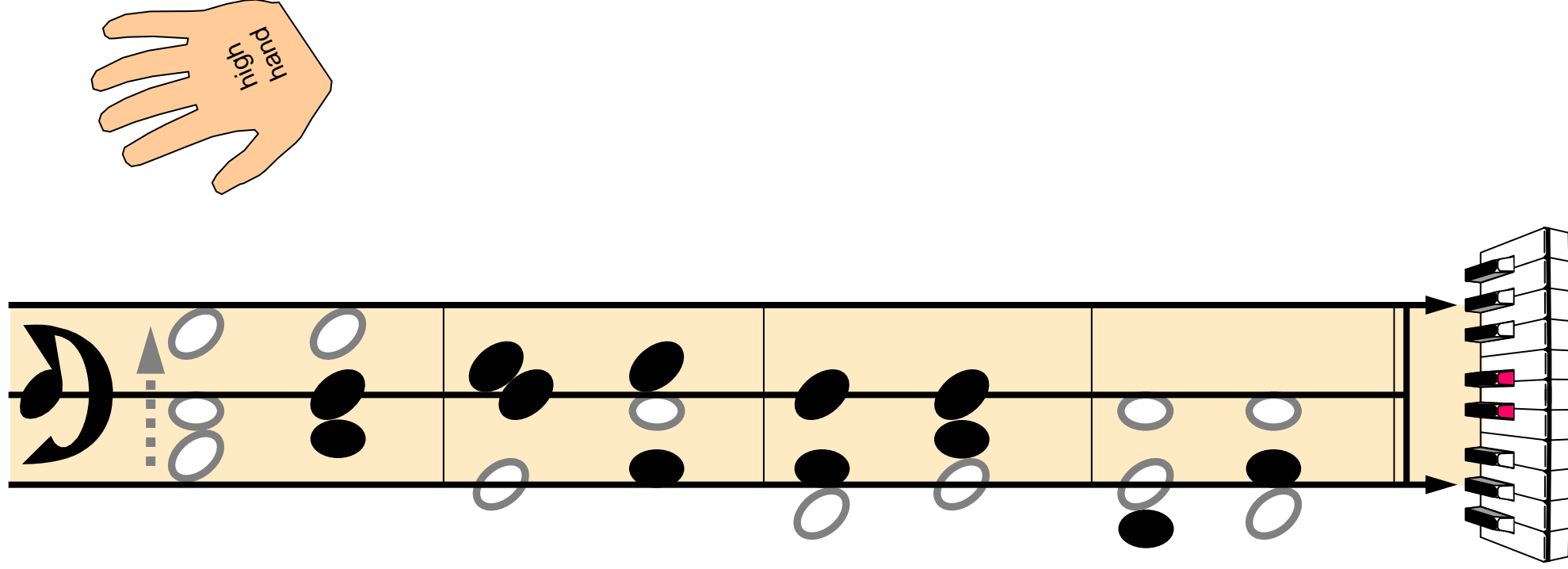


Thumb and pointer, three two one. Playing twister, having fun.

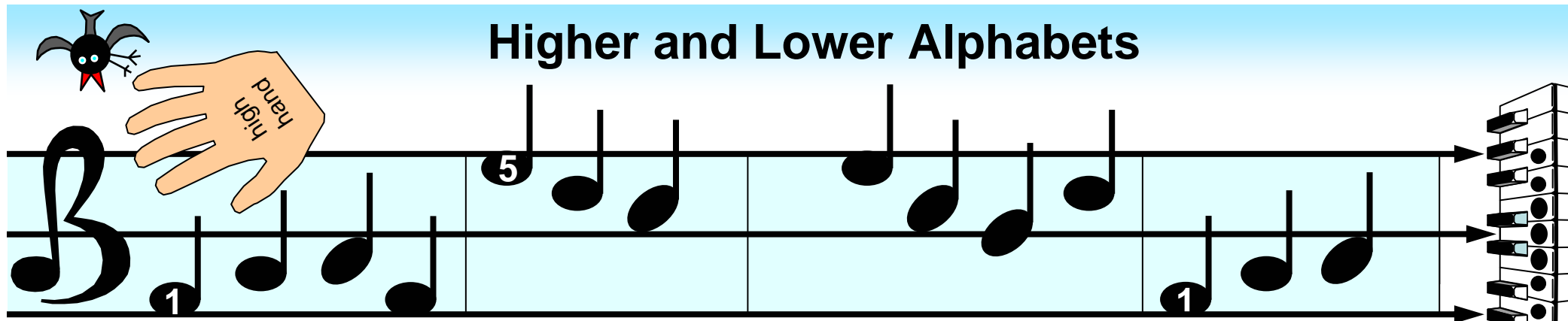


Playing on these double keys, safe inside this group of threes.

Three Note Chords



Higher and Lower Alphabets




In this high - er al - pha - bet,


See which let - ters you can get.

Down be - low the same as bass,


Can you name each line and space.



Bass Alphabet



Treble Alphabet

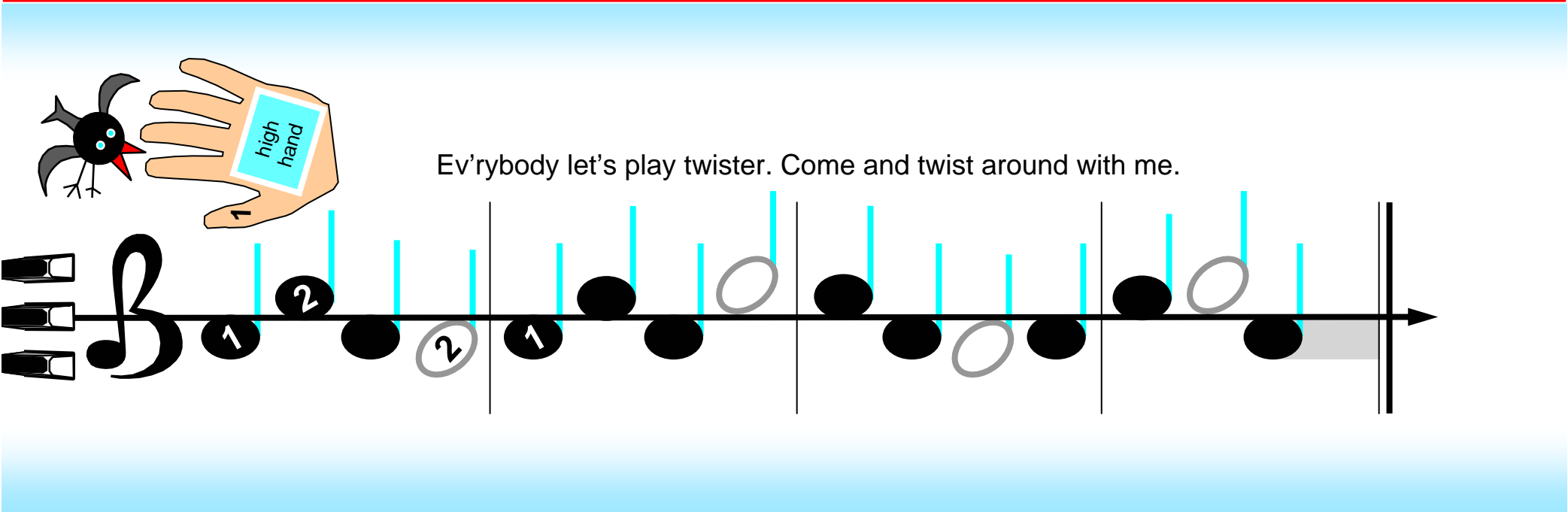


Thumb and Pointer Playing Twister

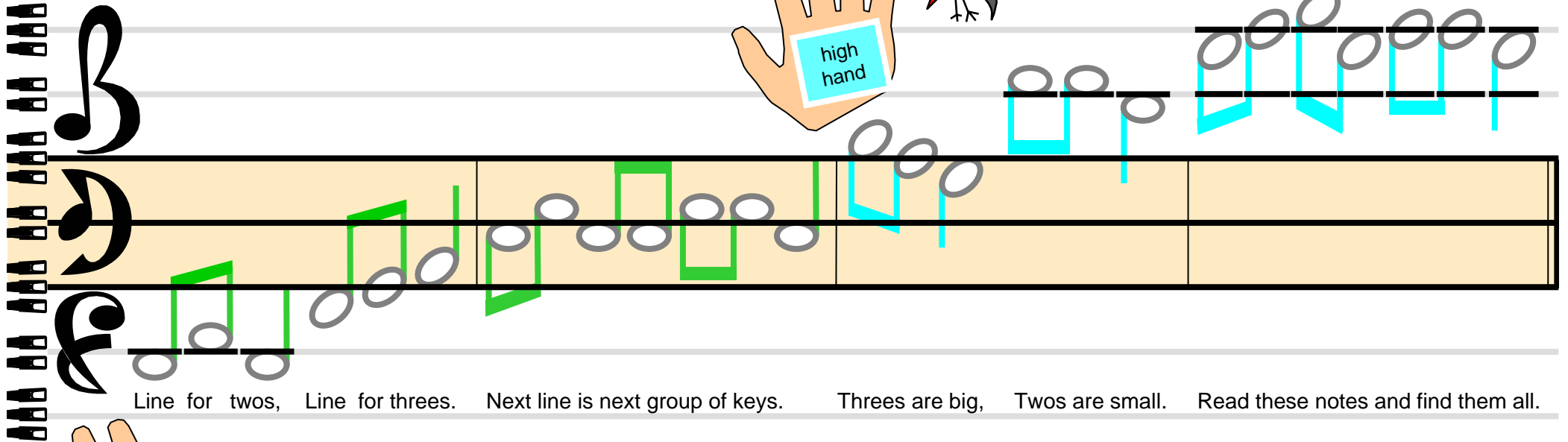
The diagram shows a horizontal Twister board with 16 numbered circles (1-16) and 16 corresponding colored mats (green, blue, yellow, red). A green frog is on the left, and a stack of four Twister boxes is on the right. A callout shows a hand with the thumb and pointer finger extended, labeled 'low hand' and '1'.

Thumb and pointer, playing twister. On these doubles inside three.

© 2006 The Authors
Journal compilation © 2006 Blackwell Publishing Ltd

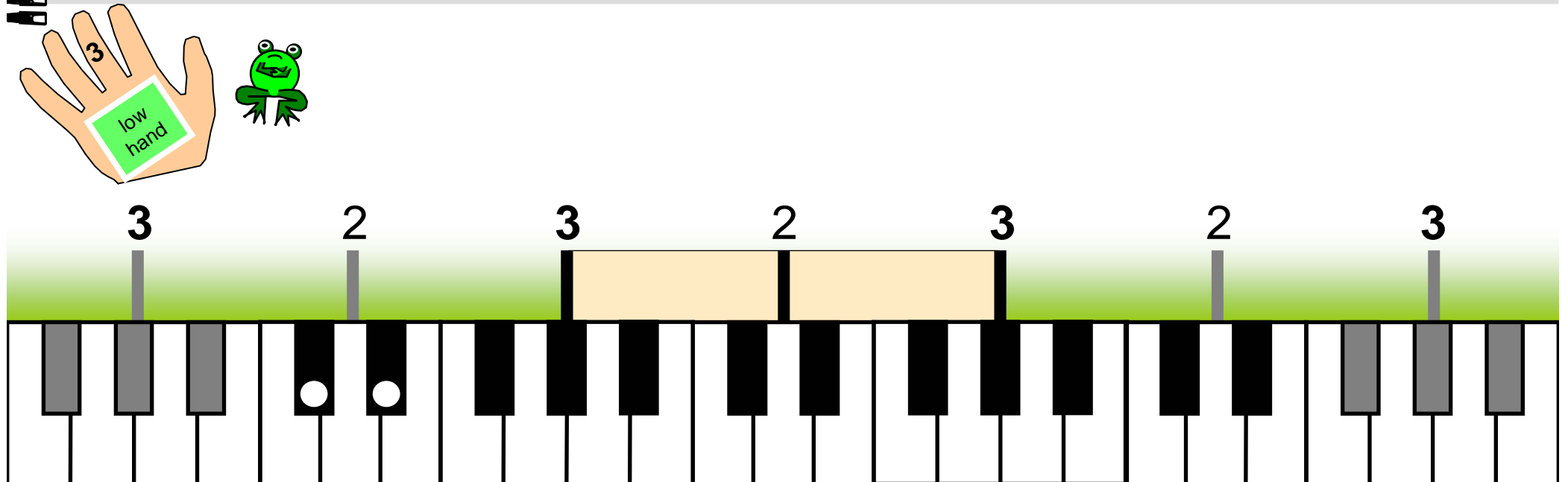


Next Line



Line for twos, Line for threes. Next line is next group of keys. Threes are big, Twos are small. Read these notes and find them all.


This section contains musical notation for the high hand. It features a five-line staff with various notes and rests. The notes are colored green, blue, and grey. The rests are colored blue. The staff is divided into four measures. The first measure contains a green note on the first line, a green note on the second line, and a green note on the third line. The second measure contains a blue note on the first line, a blue note on the second line, and a blue note on the third line. The third measure contains a grey note on the first line, a grey note on the second line, and a grey note on the third line. The fourth measure contains a blue note on the first line, a blue note on the second line, and a blue note on the third line. The staff is labeled 'high hand' with a blue box and the number '4'.




This section contains musical notation for the low hand. It features a five-line staff with various notes and rests. The notes are colored green, blue, and grey. The rests are colored blue. The staff is divided into four measures. The first measure contains a green note on the first line, a green note on the second line, and a green note on the third line. The second measure contains a blue note on the first line, a blue note on the second line, and a blue note on the third line. The third measure contains a grey note on the first line, a grey note on the second line, and a grey note on the third line. The fourth measure contains a blue note on the first line, a blue note on the second line, and a blue note on the third line. The staff is labeled 'low hand' with a green box and the number '3'.

3 2 3 2 3 2 3

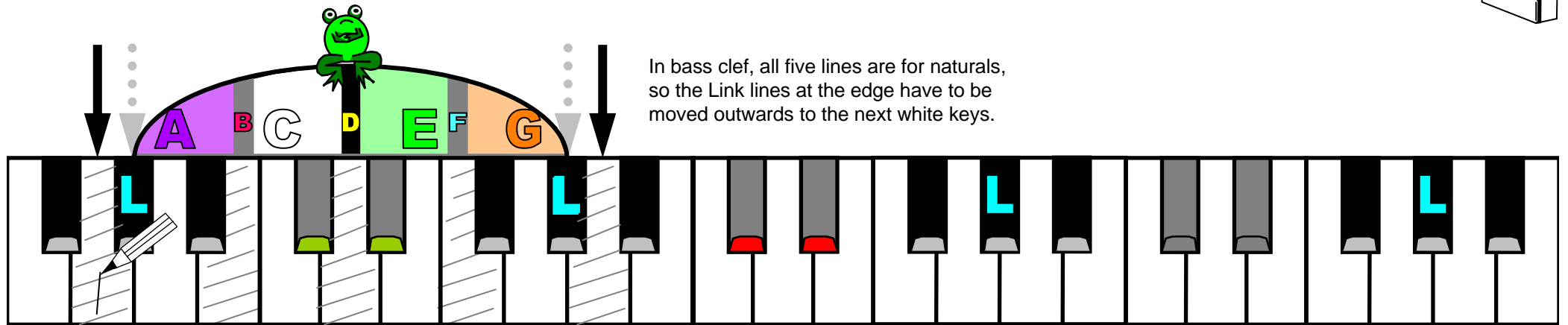
Change Express Stave Into Bass



Change Express Stave into Bass. Let those secret lines appear.




All notes inside stay in place but outside lines must move to here.



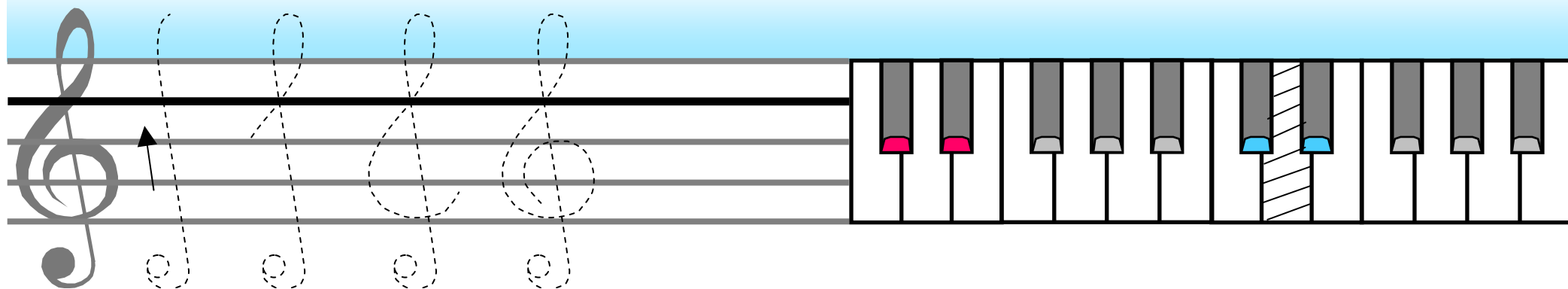

In bass clef, all five lines are for naturals, so the Link lines at the edge have to be moved outwards to the next white keys.

Number the five lines in the bass stave.

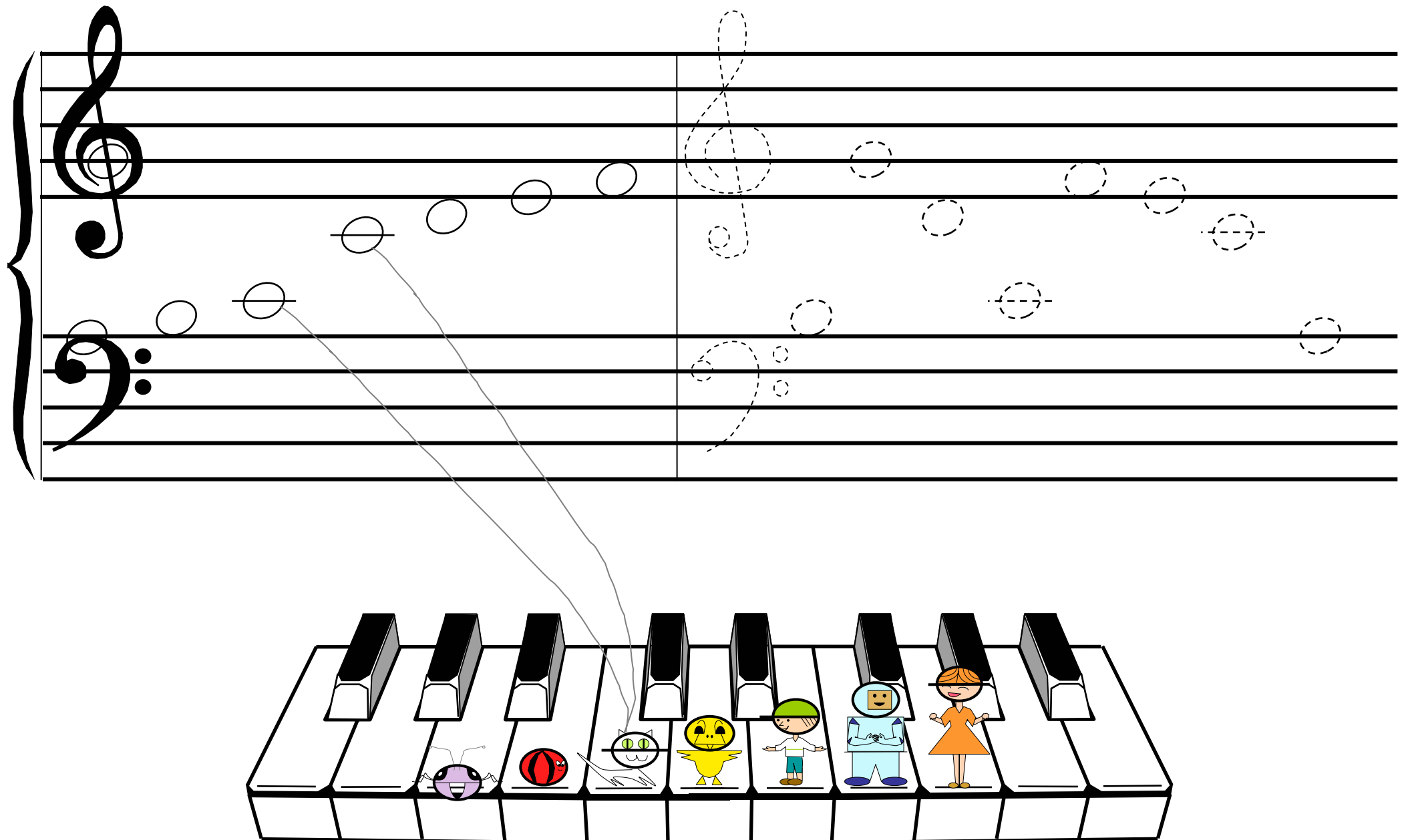
The Trouble With the Treble



The trouble with the treble, is D-line's number 4. It isn't in the middle, but that's not all, there's more. Its very hard to draw!



Identifying and Drawing Middle Notes



Spaceships and Submarines

Space-ships go up in-to space

The musical notation consists of two staves. The top staff is a treble clef with a key signature of one flat (F major/D minor). It contains a sequence of notes: a blue half note on F4, a grey half note on G4, a grey half note on A4, a grey half note on B4, a grey half note on C5, a grey half note on B4, a grey half note on A4, and a grey half note on G4. The bottom staff is a bass clef with a key signature of one flat. It contains a sequence of notes: an orange half note on F3, a grey half note on E3, a grey half note on D3, a grey half note on C3, a grey half note on B2, a grey half note on A2, a grey half note on G2, and a grey half note on F2. A yellow bar with a double bar line is at the end of each staff. A hand icon is above the treble staff, and a hand icon is below the bass staff.

1

1

Sub-ma-rines go down to bass

As-tro-nauts in space are we

The musical notation consists of two staves. The top staff is a treble clef with a key signature of one flat. It contains a sequence of notes: a blue half note on F4, a grey half note on G4, a grey half note on A4, a grey half note on B4, a grey half note on C5, a grey half note on B4, a grey half note on A4, and a grey half note on G4. The bottom staff is a bass clef with a key signature of one flat. It contains a sequence of notes: an orange half note on F3, a grey half note on E3, a grey half note on D3, a grey half note on C3, a grey half note on B2, a grey half note on A2, a grey half note on G2, and a grey half note on F2. A yellow bar with a double bar line is at the end of each staff. A hand icon is above the treble staff, and a hand icon is below the bass staff.

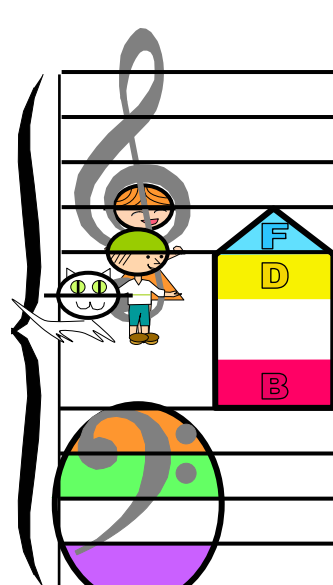
1

1

Scu-ba di-vers in the sea.

Skip On Line Notes


Edge line, next line, Edge line, legerline. Just play line notes. Skip each space.



3

The staff contains four measures of music. The first measure has a treble clef and a '3' above the first note. The notes are: a green oval on the first line (F), a grey oval on the second line (D), a grey oval on the third line (E), and a grey oval on the fourth line (F). The second measure has a grey oval on the second line (D), a grey oval on the third line (E), and a grey oval on the fourth line (F). The third measure has a grey oval on the second line (D), a grey oval on the third line (E), and a grey oval on the fourth line (F). The fourth measure has a grey oval on the second line (D), a grey oval on the third line (E), and a grey oval on the fourth line (F). The staff ends with a yellow box containing a black squiggle.

Top line, next line, Top line, legerline. Skip on line notes In the bass.



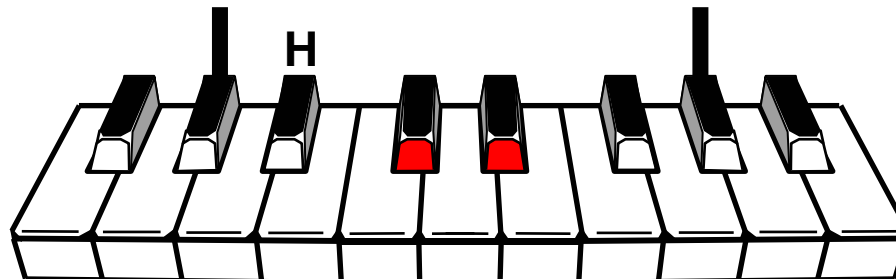
3

The staff contains four measures of music. The first measure has a treble clef and a '3' above the first note. The notes are: a purple oval on the first line (F), a grey oval on the second line (D), a grey oval on the third line (E), and a grey oval on the fourth line (F). The second measure has a grey oval on the second line (D), a grey oval on the third line (E), and a grey oval on the fourth line (F). The third measure has a grey oval on the second line (D), a grey oval on the third line (E), and a grey oval on the fourth line (F). The fourth measure has a grey oval on the second line (D), a grey oval on the third line (E), and a grey oval on the fourth line (F). The staff ends with a yellow box containing a black squiggle.

The First Black Key Invented

The musical notation is presented on a grand staff with a treble and bass clef. The lyrics are written below the notes. The notation includes various symbols: a treble clef, a bass clef, a common time signature 'C', a key signature of one flat (B-flat), and a series of notes and rests. The notes are represented by black and white circles, some with a green dot. The rests are represented by horizontal lines. The lyrics are: 'The first black key in - ven - ted, Was just be - low note B. They'. The word 'B.' is written below the note on the second line of the bass clef. The word 'They' is written below the note on the second line of the bass clef. The word 'B.' is also written below the note on the second line of the bass clef. The word 'They' is written below the note on the second line of the bass clef.

The image shows a musical score for the song "The German Boy". It consists of two staves, a treble clef staff and a bass clef staff, with lyrics written below the treble staff. The lyrics are: "add - ed one more let - ter, But just in Ger - man - y." The score is divided into four measures. The first measure contains the lyrics "add - ed one more" and features a treble clef, a key signature of one sharp (F#), and a common time signature (C). The second measure contains the lyrics "let - ter, But" and features a treble clef, a key signature of one sharp (F#), and a common time signature (C). The third measure contains the lyrics "just in Ger - man - y." and features a treble clef, a key signature of one sharp (F#), and a common time signature (C). The fourth measure contains the lyrics "y." and features a treble clef, a key signature of one sharp (F#), and a common time signature (C). The score includes various musical notations such as notes, rests, and clefs. There are also illustrations of a boy, a girl, and a girl with a flower.



Simply Hum a Song

(Common Time)

2

low hand

Simp - ly hum a song, And the work won't seem so long. Cut these com - mon

high hand

4

bars in half and simp - ly hum a song now. Simp - ly hum a tune and the

(Half Notes)

work gets done so soon. Cut these com - mon bars in quar - ters, while you hum a tune.

(Quarter Notes)

5

(Whole Note)

Mystery Faces

4 ☐ 1 ☐ ☐ ☐

Mys-ter – y fa - ces, sec - ret hid - ing pla - ces, lines and spa - ces in bass or treb - le clef.

3 ☐ ☐ ☐


Detailed description: This block contains the first system of musical notation. It consists of two staves, treble and bass, with a grand staff brace on the left. The treble staff has a treble clef and a common time signature 'C'. It contains four measures of music. The first measure starts with a '4' and a box above it. The second measure starts with a '1' and a box above it. The third measure has a box above it. The fourth measure has a box above it. The bass staff has a bass clef and a common time signature 'C'. It contains four measures of music. The third measure starts with a '3' and a box below it. The fourth measure has a box below it. The lyrics are written below the treble staff.

4 ☐ ☐ ☐ ☐

If you can find them, then you can chase them, down in the bass, then up in the treb - le clef.

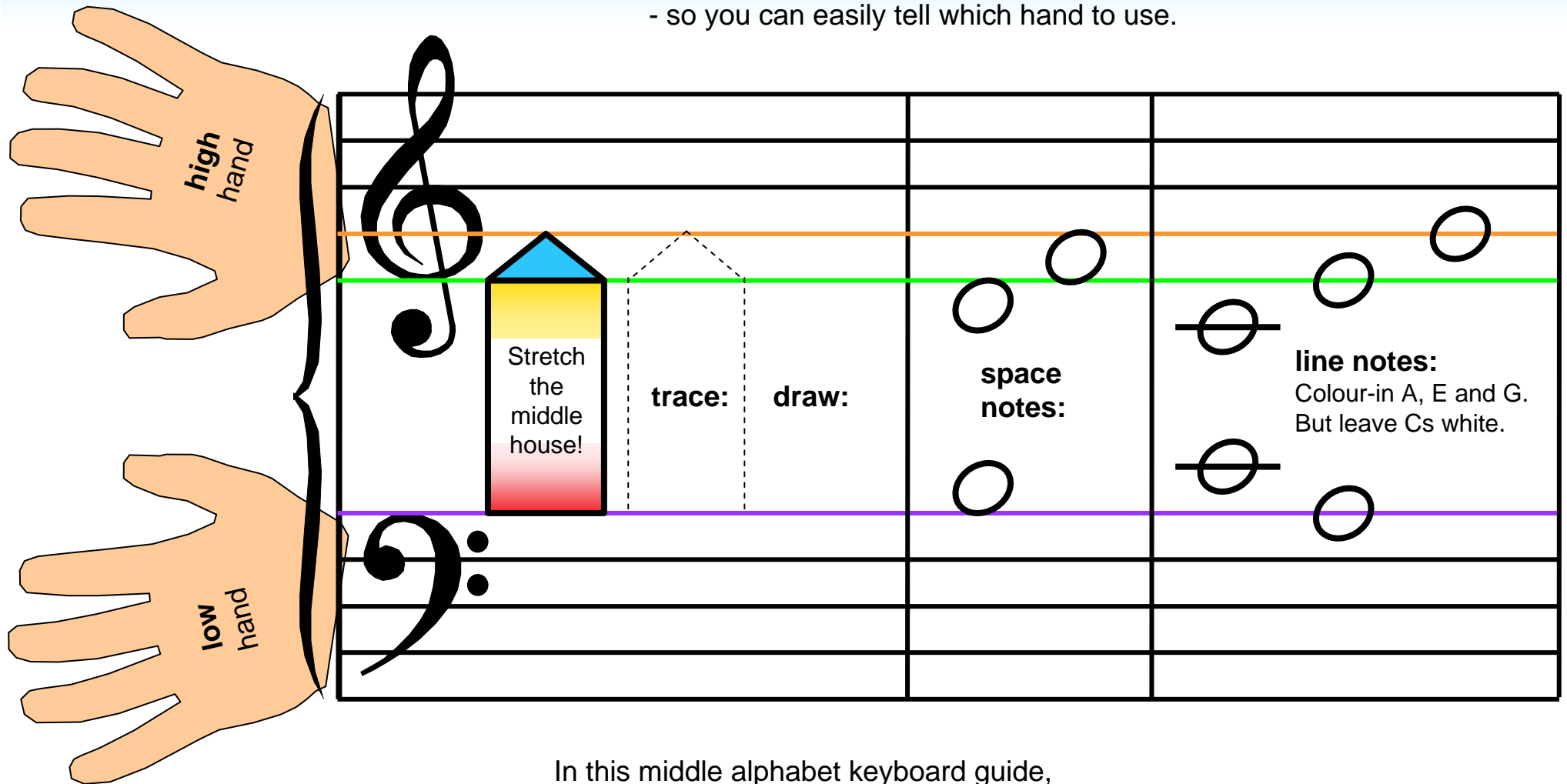
3 ☐

Detailed description: This block contains the second system of musical notation. It consists of two staves, treble and bass, with a grand staff brace on the left. The treble staff has a treble clef and a common time signature 'C'. It contains four measures of music. The first measure starts with a '4' and a box above it. The second measure has a box above it. The third measure has a box above it. The fourth measure has a box above it. The bass staff has a bass clef and a common time signature 'C'. It contains four measures of music. The third measure starts with a '3' and a box below it. The fourth measure has a box below it. The lyrics are written below the treble staff.



Treble and Bass Wider Apart

- so you can easily tell which hand to use.



The diagram illustrates the placement of notes on a musical staff for the high and low hands. On the left, a large orange hand is labeled "high hand" and another is labeled "low hand". The high hand is positioned above the treble clef, and the low hand is positioned below the bass clef. The staff is divided into three sections by vertical lines. The first section contains a treble clef and a bass clef. The second section contains a house-shaped graphic with the text "Stretch the middle house!" and the words "trace:" and "draw:". The third section contains the text "space notes:" and "line notes:". The "space notes" section shows two circles on the first and second lines of the treble staff. The "line notes" section shows two circles on the first and second lines of the bass staff. A green line runs across the middle of the staff, and a purple line runs across the bottom of the staff.

high hand

low hand


Stretch the middle house!

trace: draw:

space notes:

line notes:
Colour-in A, E and G.
But leave Cs white.

In this middle alphabet keyboard guide,
middle A, C, E and G are **line notes**.



Traditional Staves

